

Martin's

TRAILER PARTS

Owned and operated by Martin Family since 1972

2017 CATALOGUE

Trailer Parts & Accessories



Martin's Trailer Parts have certified products to meet the high standards of the recognised Australian Made symbol. We are proud to source, manufacture and supply as many Australian Made products as possible.



cm inch

1

2

3

4

5

6

7

8

9

10

11

12

13

14

15

16

17

18

19

20

21

22

23

24

25

26

27

28

29

POSTAL ADDRESS

for all written correspondence and payments
4 Katanning St, Bayswater Western Australia 6053

BAYSWATER - CENTRAL SALES

4 Katanning Street, Bayswater, Western Australia 6053
Phone : (08) 9279 5777 Fax : (08) 9377 1156 Email : sales@trailerparts.net.au

BAYSWATER - MANUFACTURING

6 Katanning Street, Bayswater, Western Australia 6053
Phone: (08) 9279 5777 Fax : (08) 9377 1156 Email : sales@trailerparts.net.au

O'CONNOR - SOUTHERN SALES

81 Forsyth Street, O'Connor, Western Australia 6163
Phone : (08) 9314 2222 Fax : (08) 9337 1897 Email : oconnor@trailerparts.net.au

WANGARA - NORTHERN SALES

61 Challenge Boulevard, Wangara, Western Australia 6065
Phone : (08) 9302 2800 Fax : (08) 9302 2600 Email : wangara@trailerparts.net.au

**WEBSITE &
ONLINE WEB SHOP**

www.trailerparts.net.au

WHEN ORDERING

please supply
Your Name and full Delivery Address - not just a box number.
Your Order Number if applicable.
Quote the part number and a brief product description.
Quantity of goods.
Freight Company details if applicable.
When ordering axles, confirm axle length by fax.
If at all possible, also FAX OR EMAIL your requirements.

RECEIVAL OF GOODS

Check your goods immediately on receipt. We sometimes make mistakes but not many.
We will not be responsible for any subsequent costs relating to the supply of the wrong goods.

RETURN OF GOODS

If goods are wrongly supplied through our negligence we will gladly exchange when returned to our warehouse.
However goods returned through the fault of, or not required by, the customer will incur a restocking charge of 10%.
We cannot accept for exchange, goods that are damaged weathered or used. Goods will not be accepted for return after 7 days.
All returns must be accompanied with a copy of the purchase invoice.

ORDERS FOR SPECIALLY MANUFACTURED PARTS

Orders only processed against an irrevocable order or cash before manufacture and are non returnable.

IMPORTANT

All our goods are guaranteed against faulty workmanship.
It is the responsibility of the purchaser to ensure by his/her own enquiries that the goods are suitable in capacity and design for the particular application. Any technical information is issued gratis
Our advice is free and gratis. We accept no responsibility for your finished products.
The purchaser is deemed to be in possession of sufficient technical knowledge to successfully manufacture his / her own finished goods. Should you require professional advice we will supply you with the name of a professional engineer.
A word of advice - do not buy goods too light to save money - in the end it may prove costly.
This catalogue is copyright. Apart from any fair dealings for the purposes of customers design, as permitted under the copyright act, no part may be reproduced by any process without the written permission of the Proprietors of Trailer Parts Pty. Ltd.
Illustrations in this catalogue are for display only and may not necessarily represent the actual article.







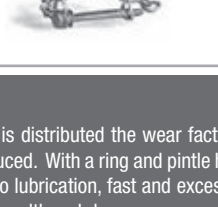

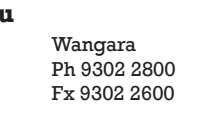

**PART NUMBER PREFIX INDEX**

A	FRONT OF TRAILER	F	WINCHES & BOAT TRAILER BITS
B	AXLES	G	NUTS & BOLTS
C	HUBS & BRAKES 0—1500 Kg	H	SPRINGS, HUBS & BRAKES 1,500Kg - 20,000Kg
D	SPRINGS	I	TORSION & GAFFA SUSPENSIONS
E	LIGHTS & END OF TRAILER		

PAGE INDEX

A 2 - 8	COUPLINGS	D 46 - 47	WHEELS, RIMS & TYRES
A 2	PINTLE HOOKS	D 48	MUDGUARDS
A 3 - 4	RING PULL COUPLINGS	D 48	CASTOR WHEELS
A 5 - 7	COUPLINGS	D 48 - 65	SUSPENSION
A 8	COUPLING SPARES	D 48	BRANDED SPRINGS
A 8	HAND BRAKE LEVERS	D 49 - 50	SINGLE AXLE ASSEMBLY
A 8	MASTER CYLINDERS	D 51	TANDEM ROCKER ASSEMBLY
A 9	TOW BALLS	D 52	ROCKER ROLLER ASSEMBLY
A 9	CHAIN	D 53 - 54	HEAVY DUTY ASSEMBLY
A 9	SHACKLES	D 54	WALKING BEAMS
A 10	ELECTRICAL	D 56 - 57	GAFFA SUSPENSION
A 10	ELECTRICAL FLEX	D 57	ALKO ENDURO
A 10	PLUGS & ADAPTERS	D 58 - 60	SPRING DRAWINGS
A 10	ADAPTERS	D 61	BUSHES
A 11	GAS BOTTLE / JERRY CAN	D 61	SHACKLE PINS
A 11	LEVEL RIDES	D 61 - 62	SHACKLE PLATES
A 11	MUDFLAPS	D 62	SPRING HANGERS
A 12 - 16	JOCKEY WHEELS	D 62	ROCKER ARMS & HANGERS
A 12	JOCKEY WHEELS : STANDARD	D 63	AXLE SADDLE
A 13 - 15	JOCKEY & CARAVAN STANDS	D 63	FISH PLATES
A 14	JOCKEY WHEELS : INDUSTRIAL	D 64 - 65	U-BOLTS
A 15 - 16	JOCKEY STANDS : INDUSTRIAL	E 66 - 69	LIGHTS
A 17	SECURITY DEVICES	E 68	REFLECTORS
A 18	BALL MOUNTS	E 69	LIGHT KITS
B 19 - 23	AXLES	E 70, 86 - 87	COMPLIANCE PLATE
C 24 - 30	HUBS	E 71	HORSE FLOAT SPRINGS
C 24 - 27	HUBS	E 71 - 73	CATCHES, LATCHES, HINGES
C 28	HUB DATA SHEET	E 74	GAS STRUTS
C 29	BEARINGS	E 75	AIR VENTS
C 30	SEALS & DUST CAPS	E 75	WATER TANKS
C 30	WHEEL STUDS/NUTS	F 76	WINCHES
C 31 - 45	BRAKES	F 76	WINCHES : PULLING
C 33	HYDRAULIC	F 76	WINCHES : LIFTING
C 34	MECHANICAL	F 77	WINCHES : ELECTRIC, WINCH SPARES
C 35	SPARES - HYDRAULIC/MECHANICAL	F 78 - 80	ROLLERS
C 36	ELECTRIC	F 77	EZIGUIDE
C 37	SPARES - ELECTRIC	F 78	BOAT ROLLERS : RED
C 38	ELECTRIC CONTROLLERS	F 79	BOAT ROLLERS : BLACK
C 39	HYDRAULIC DISC	F 80	BOAT ROLLERS : BLUE
C 40	SPARES - HYDRAULIC	F 81 - 82	BOAT ROLLER BRACKETS
C 41	MECHANICAL DISC	I 83	RUBBER TORSION SUSPENSION
C 42	AMERICAN	I 83	ALKO SUSPENSION
C 43	SPARES - ALKO	I 83	POSITORQUE
C 44 - 45	BREAKAWAY BREAK SYSTEMS	I 84	SPRUNG MECHANICAL SUSPENSION
		85 - 86	TRAILER KITS

PINTLE HOOKS

A0131	WALLACE PINTLE HOOK R7 Drop forged hook D Value 5 C.R.N. No 16120	
A0131A	WALLACE PINTLE HOOK R 15 Drop forged hook D Value 6 C.R.N. No 16121	
A0131D	WALLACE PINTLE HOOK R 20 Drop forged hook D Value 8 C.R.N. No 16122	
A0131C	WALLACE PINTLE HOOK & BALL Drop forged combination hook and 50mm tow ball. Trailers with either eye couplings or ball D Value 2 C.R.N. No 16124	
A0131B	BUYERS PINTLE HOOK & BALL Drop forged combination hook and 50mm tow ball. Trailers with either eye couplings or ball D Value 3 C.R.N. No 37265	
A0136	PINTLE HOOK & BALL SATC HOOK RATING 6000KG BALL RATING 3500 KG	
A0137	PINTLE HOOK SATC TOWING RATE 10000Kg	
A0138	ROGERS PINTLE HOOK & BALL Drop forged combination hook & 50mm ball Hook & Ball forged as one unit. Hook D Value 7.5. CRN 16349 Ball 3.0 tonne (ATM of trailer)	
A0272	SNAPPER PIN FOR WALLACE PINTLE HOOK Safety pin for jaws.	
A0274	SNAPPER PIN FOR PINTLE HOOK Non genuine	

Information on CRN is downloadable from <http://rvcs-prodweb.dot.gov.au>

All couplings are subject to wear and it is an engineering fact that the greater the contact area the more the load is distributed the wear factor is reduced. A ball coupling presents a greater area of contact. The load per square centimeter is reduced so wear is reduced. With a ring and pintle hook the area of contact under the load is minute, so if the pintle hook is soft material and the ring is soft material with no lubrication, fast and excessive wear results. If the ring is harder steel, life becomes a bit more prolonged. A bit of grease helps. All couplings wear although less wear occurs on couplings with hardened tempered eyes.

The D Value is the theoretical horizontal reference force between the towing Vehicle and the Trailer




$$D \text{ Value} = \frac{\text{Vehicle (Tonne)} \times \text{Trailer (Tonne)}}{\text{Vehicle (Tonne)} + \text{Trailer (Tonne)}}$$

i.e. (Vehicle X Trailer) / (Vehicle + Trailer)

Vehicle (Tonne) Trailer (Tonne) D Value



RINGPULL COUPLING - FIXED

Please see chart on previous page on D Value ratings.

<p>A0126</p>	<p>3 Tonne FIXED RING COUPLING 75mm fixed ring 3 hole mounting Ring size 75mm x 1-5/8" S.G. Iron construction May be licensed. Holes centers 3 @ 102 x 51 mm Manufacturer : Trigg Brothers Pty Ltd</p>	
<p>A0129</p>	<p>3.5 Tonne FIXED RING Coupling 6000kg Offroad 75mm fixed ring 4 hole mounting. Not weldable. S.G. Iron construction May be licensed. Holes centers 4 @ 184 x55mm Manufacturer : Trigg Brothers Pty Ltd</p>	
<p>A0130</p>	<p>5.0 Tonne ADR APPROVED FIXED RING COUPLING 5mm fixed ring. Not weldable. Max Weight : 6000kg. Gross Ton vehicle weight : 23000kg D Value : 47.5 KN. Holes centers 4 @ 184 x55mm Manufacturer : ALKO</p>	

RING PULL COUPLINGS - SWIVEL EYES

Please see chart on previous page on D Value ratings.


<p>A0118</p>	<p>WELD-ON RING PULL COUPLING D Value 60 kN CRN 39499 75mm swivelling eye Ring and shaft is one piece, drop forged 41/40 material. Hardened & tempered Solid steel body 63 x 63 X 160mm Better suited for road use. Manufacturer : TRAILER PARTS PTY LTD</p>	
<p>A0160</p>	<p>TELECOM RING PULL COUPLING D Value 60 Kn CRN 39500 75mm swiveling eye. Ring and shaft is one piece, drop forged 41/40 material. Hardened & tempered. Fabricated mild steel body may be bolted or welded to trailer. Holes centers 4 @ 188x80 mm Manufacturer : TRAILER PARTS PTY LTD</p>	

Sample D values	Vehicle	Trailer	D Value
	10T	15T	6
	12T	12T	6
	15T	10T	6

RING PULL COUPLINGS - OVERRIDE BRAKES

3500 KG : FORGED EYE RING COUPLING

A0151	3.5 Tonne RING PULL OVERRIDE
A0153B	3.5 Tonne RING PULL OVERRIDE - MECHANICAL
A0156B	3.5 Tonne RING PULL OVERRIDE - HYDRAULIC 3.5 Tonne on unlicensed trailer Rated at 2 Tonne as override on licensed trailer. Body is fabricated mild steel. Ring and shaft is one piece, drop forged 41/40 hi-tensile. Hardened & tempered. Holes centers 4 @ 184 x55 mm Manufacturer : TRAILER PARTS PTY LTD



2000 KG : FORGED EYE RING COUPLING

A0158	2 Tonne RING PULL OVERRIDE
A0159	2 Tonne RING PULL OVERRIDE - MECHANICAL
A0159A	2 Tonne RING PULL OVERRIDE - HYDRAULIC Body is cast iron. Ring and shaft is one piece, drop forged 41/40 hi-tensile. Hardened & tempered. Holes centers 4 @ 184 x55 mm Manufacturer : TRAILER PARTS PTY LTD



2000 KG : TRIGG CAST IRON EYE RING COUPLING

A0181	RING PULL OVERRIDE
A0182	RING PULL OVERRIDE - MECHANICAL
A0184	RING PULL OVERRIDE - HYDRAULIC Body is cast iron. Ring S. G. iron. Steel shaft. Shaft is screwed & pinned to eye Must be used with anti swivel plate Holes centers 4 @ 184x55 mm MANUFACTURER: TRIGG BROS.












RING COUPLING SPARES

A0163	RING & SHAFT FOR A0160 (Telecom Ring & Shaft)
A0174	RING & SHAFT FOR A0118 (Steel Weld on Body)
A0176	RING & SHAFT FOR A0151 (Over-ride Ring Pull)
A0212	TRIGG HYDRAULIC ANTI SWIVEL
A0213	TRIGG MECHANICAL ANTI SWIVEL

Other minor spares also available. See TRIGG coupling spares




<p>A0101</p>	<p>WELDABLE 50MM COUPLING : TRIGG TRIGG Cast head with RHS steel shaft. Lockable with adjuster. 2000Kg capacity</p> 	<p>A0111</p>	<p>COUPLING 50MM Lockable and adjustable 2000 Kg capacity, 3 Hole</p> 
<p>A0102</p>	<p>FIXED 50MM COUPLING : TRIGG 3500 Kg capacity with handbrake lever Lockable with adjuster. Used with electric brakes Holes centers 4 @ 184 x55mm</p> 	<p>A0112</p>	<p>STANDARD 50MM COUPLING : TRIGG The most common coupling we sell. 2000 Kg capacity. Lockable Holes centres 3 @ 111 x 52mm</p> 
<p>A0102A</p>	<p>ALKO 3500Kg FIXED COUPLING</p> 	<p>A0115</p>	<p>ALKO 50MM COUPLING : 2 hole bolt pattern @ 100mm</p> 
<p>A0103</p>	<p>SCREW DOWN 50MM : TRIGG Small bolt on coupling. 1000Kg capacity Holes centres 2 @ 65mm</p> 	<p>A0115A</p>	<p>ALKO PRESSED STEEL COUPLING 50mm ball 750 Kg capacity. Suit 50mm square RHS</p> 
		<p>A0117</p>	<p>ALKO LEVER COUPLING NZ style lever action coupling. 2000 Kg 36 x 90mm</p> 
		<p>A0116</p>	<p>ALKO Stabiliser 50mm Coupling Lower the stabiliser handle, and spring loaded friction pads press firmly against the towball. Their high dampening force reduces even small snaking movements - in both horizontal & vertical directions</p> 

OVERRIDE 50mm BALL BRAKE COUPLINGS

Caution: When adjusting hydraulic brake couplings allow at least 4mm clearance between shaft & actuating lever.

TRIGG

A0109	2000 Kg - TRIGG OVERRIDE ONLY NO BRAKE PLATE OR MASTER CYLINDER Use this to assemble the hydraulic and mechanical couplings. Hole pattern 4 hole @ 185 x 55 mm
A0105 A0105A A0105B	50mm 2000 Kg - TRIGG HYDRAULIC OVERRIDE - 3/4" CYLINDER 50mm 2000 Kg - TRIGG HYDRAULIC OVERRIDE - 7/8" CYLINDER 50mm 2000 Kg - TRIGG HYDRAULIC OVERRIDE - 1 " CYLINDER
A0108 A0108B A0108C	TRIGG MECHANICAL OVERRIDE WITH CAST BRAKE PLATE TRIGG MECHANICAL OVERRIDE WITH 75mm BRAKE PLATE (marine) TRIGG MECHANICAL OVERRIDE WITH 100mm BRAKE PLATE (marine)



AL-KO

A0110C	50mm 2000 Kg - ALKO OVERRIDE ONLY This is the head & shaft and body. Use this to make the hydraulic and mechanical couplings. Holes centres 4 @ 185 x 55 mm
A0110 A0110A A0110B	50mm 2000 Kg - ALKO HYDRAULIC OVERRIDE 3/4" 50mm 2000 Kg - ALKO HYDRAULIC OVERRIDE 7/8" 50mm 2000 Kg - ALKO HYDRAULIC OVERRIDE 1"
A0110D A0110E A0110F	ALKO MECHANICAL OVERRIDE WITH STEEL BRAKE PLATE ALKO MECHANICAL OVERRIDE WITH 75mm BRAKE PLATE (marine) ALKO MECHANICAL OVERRIDE WITH 100mm BRAKE PLATE (marine)



BIG BALL COUPLINGS

A0120	70MM WESCO COUPLING & BALL	6T
A0120A	70MM BALL COUPLING & BALL	4500 Kg
A0121	CARTER WESCO COUPLING ONLY	
A0122	70MM BALL COUPLING	4500 Kg
A0183	AUTOLOCK COUPLING & BALL	9T
A0183A	AUTOLOCK COUPLING ONLY ADR approved for on road use. Ball 3" Self closing action for gooseneck	9T
A0185	AUTOLOCK COUPLING & BALL	6T
A0185A	AUTOLOCK COUPLING ONLY ADR approved. Material fabricated mild steel Self closing action for Gooseneck. Used with 2-5/16 ball.	6T



OFFROAD COUPLINGS

(FOR OFF ROAD USE)

McHITCH Off Road 50mm BALL

A0060	McHitch Non-Braked
A0062	McHitch Easy Fit 3500 Kg McHitch
A0064	O/ride bare 2000 Kg
A0065	McHitch AutoCoupler 2000
A0066	McHitch AutoCoupler 3500
A0067	McHitch AutoCoupler O/Ride



ALKO Off Road 50mm BALL

A0070	ALKO 2000 Kg FIXED
A0072	ALKO 3500 Kg FIXED
A0075	ALKO OVERRIDE BARE
A0075A	ALKO OVERRIDE HYDRAULIC with 3/4 CYLINDER
A0075C	ALKO OVERRIDE MECHANICAL



VEHICLE COMPONENTS

A0088A	DO35 OFFROAD COUPLING
--------	-----------------------



MARTIN'S POLY HITCH

TRAILER SIDE

A0050	MARTIN'S POLY HITCH BARE
A0052	MARTIN'S POLY OVERRIDE BARE

ASSEMBLY includes car & trailer units

A0054	MARTIN'S ASSY - NON BRAKED
A0056	MARTIN'S ASSY - OVERRIDE BARE
A0056A	MARTIN'S ASSY HYDYRAULIC
A0056C	MARTIN'S ASSY MECHANICAL

TREGG POLY BLOCK COUPLINGS THE ORIGINAL

TRAILER SIDE ONLY

A0089	POLY BLOCK NON BRAKED 3000 KG
A0089A	POLY BLOCK BRAKED 3000 KG Holes centres 4 @ 184 x55 mm
A0089C	POLY BLOCK 3500 KG BARE

ASSEMBLY includes car & trailer units

A0090	POLY BLOCK ASSEMBLY NO BRAKES Weld on body. Capacity 3000kg
A0095	POLY BLOCK HYDRAULIC ASSY OVERRIDE 3/4" Available with other size cylinders
A0097	POLY BLOCK MECHANICAL ASSY OVERRIDE
A0098	POLY BLOCK COUPLING ASSY NO BRAKES 3500kg capacity



TRIGG BROTHERS POLY BLOCK

COUPLING TRAILER SIDE ONLY

A0098A	POLY BLOCK COUPLING NON BRAKED
A0098B	POLY BLOCK COUPLING BRAKED

ASSEMBLY includes car & trailer units

A0099	POLY BLOCK COUPLING ASSY NO BRAKES 3000kg
A0099B	POLY BLOCK HYDRAULIC ASSY OVERRIDE With 3/4" master cylinder.
A0099D	POLY BLOCK MECHANICAL ASSY OVERRIDE



FIFTH WHEEL

A1750	BINKLEY 5th WHEEL HEAD AND PIN ASSY
A1752	BINKLEY 5th WHEEL HEAD ASSEMBLY (Trailer)
A1754	BINKLEY 5th WHEEL PIN & PLATE (Vehicle)










SLEW RINGS These need to be bolted not welded

A1705	BALLRACE TURNTABLE 750Kg	: 400mm
A1710	BALLRACE TURNTABLE 2100Kg	: 750mm
A1715	BALLRACE TURNTABLE 3500Kg	: 900mm

A1710



COUPLING SPARES

A0104	TRIGG MECHANICAL PLATE Cast A807/ A809		A0230	ALKO CYLINDER MOUNT BRACKET	
A0104B	ALKO MECHANICAL PLATE Fabricated steel		A0231	ALKO COUPLING PLUNGER	
A0104C	75 RHS MECHANICAL PLATE		A0233	ALKO SAFETY CATCH	
A0104D	100 RHS MECHANICAL PLATE Galvanised to go around drawbar		A0234	ALKO COUPLING HANDLE ASSY	
			A0235	ALKO REVERSING CLIP	
A0205	3/4" MASTER CYLINDER : ALKO		A0256	TREGG POLY-BLOCK U & PIN	
A0205A	7/8" MASTER CYLINDER		A0256A	TREGG PIN : 3/4"	
A0205B	1" MASTER CYLINDER		A0257	TREGG POLY BLOCK	
A0206	3/4" MASTER CYLINDER CAP		A0221	TRIGG POLY RECEIVER & PIN ASSEMBLY	
A0206A	7/8" CAP		A0221A	TRIGG POLY HITCH LOCKING PIN	
A0206C	7/8" MASTER CYL CAP & BOWL		A0221B	LYNCH PIN	
A0206B	1" MASTER CYLINDER CAP				
A0210A	TRIGG O/RIDE REVERSING CLIP		A0260	WELD ON 10mm PLATE Drilled for Over-ride coupling.	
A0210C	TRIGG O/RIDE CYLINDER MOUNT		A0262	WELD ON 10mm PLATE FOR A0112 Drilled for Trigg 3 hole coupling.	
A0210D	TRIGG ADJUSTING SCREW & NUT		A0267	AUTO LOCK COUPLING JAWS 2-5/16"	
A0215B	TRIGG COUPLING CAST PLUNGER				
A0215D	TRIGG STEEL SAFETY CATCH				
A0215E	TRIGG HANDLE ASSEMBLY				
G0704	TRIGG TRIGGER SPRING				
G0703	TRIGG PLUNGER SPRING				
A0220F	TRIGG SCREW COUPLING KIT Star Nut, Bolt, Tongue				
A0212	TRIGG RINGPULL HYDRAULIC ANTI-SWIVEL PLATE To suit TRIGG ring coupling fitted with hydraulic brakes		HAND BRAKE LEVER		
A0213	TRIGG RINGPULL MECHANICAL ANTI-SWIVEL PLATE To suit TRIGG ring & mechanical brakes		A0286	AL-KO HAND BRAKE LEVER SIDE MOUNT	
			A0282	HAND BRAKE LEVER FRONT MOUNT	

TOWBALLS

A0304	STEEL	50mm	SHANK	60 x 22mm	3500 Kg
A0305A	STEEL	50mm	SHANK	130 x 25mm	3500 Kg
A0306	STEEL	50mm	SHANK	50 x 25mm	3500 Kg
A0316	STEEL	50mm	SHANK	80 x 22mm	
A0325	STEEL	50mm	1" HI-RISE	55 x 22mm	
A0311	STEEL	50mm	SUIT	Wallace Pintle Hook	
A0313A	STEEL	2-5/16"	SUIT	6000 Kg AUTOLOCK	
A0327	STEEL	3"	SUIT	9000 Kg AUTOLOCK	
A0318	STEEL	70mm	SHANK	90 x 42mm TP - 4500 Kg	
A0318A	STEEL	70mm	SHANK	1 - 1/4 - 4500KG	
A0323	STEEL	70mm		6000 Kg	
A0330	STEEL	50mm		Suit Rapid Hitch	
A0332	STEEL	50 / 70mm		Suit Rapid Hitch	



CHAINS & SHACKLES

A0400	8mm	D SHACKLE - GALVANISED
A0401	10mm	D SHACKLE - GALVANISED
A0402	6mm	D SHACKLE - GALVANISED
A0404	12mm	D SHACKLE - GALVANISED
A0404A	10mm	D SHACKLE - RATED 1000 Kg
A0404B	13mm	D SHACKLE - RATED 2000 Kg
A0409	8mm	ADR TRAILER CHAIN - PER METRE Suit 1600 Kg trailer
A0410	10mm	ADR TRAILER CHAIN - PER METRE Suit 2500 Kg trailer
A0412	13mm	ADR TRAILER CHAIN - PER METRE Suit 3500 Kg trailer
A0414	10mm	LIFTING CHAIN - PER METRE Suit 7500 Kg
A0420	10mm	HAMMER LOCK suit 10mm LIFTING



DRAW BAR PINS

A0651	DRAWBAR PIN	12 x 95mm
A0652	DRAWBAR PIN	19 x 95mm
A0655	DRAWBAR PIN	22 x 160mm
A0656	DRAWBAR PIN	24.5 x 160mm
A0658	DRAWBAR PIN	28.6 x 160mm
A0660	DRAWBAR PIN	32 x 160mm
A0662	DRAWBAR PIN	38 x 185mm



ELECTRICAL BASES AND PLUGS

A0501	6 PIN METAL SOCKET FOR VEHICLE	SMALL ROUND
A0503	7 PIN METAL SOCKET FOR VEHICLE	SMALL ROUND
A0504	7 PIN METAL PLUG FOR TRAILER	SMALL ROUND
A0506	MOUNTING PLATE SUITE A0501 A0503	90°
A0506A	MOUNTING PLATE SUITE A0501 A0503	FLAT
A0510	HEAVY DUTY BASE - LARGE ROUND (TRUCK/NATO TYPE)	
A0511	HEAVY DUTY PLUG - LARGE ROUND (TRUCK/NATO TYPE)	
A0520	6 PIN PLASTIC PLUG - SMALL ROUND	
A0521	7 PIN PLASTIC PLUG - SMALL ROUND	
A0536	7 PIN PLASTIC BASE	
A0550	ANDERSON PLUG (50 AMP)	
A1501	7 PIN FLAT PLUG FOR TRAILER	
A1502	7 PIN FLAT SOCKET FOR VEHICLE	
A1504	12 PIN FLAT PLUG FOR TRAILER	
A1505	12 PIN FLAT SOCKET FOR VEHICLE	



ADAPTERS

	VEHICLE		TRAILER
A0507A	ADAPTER - 7 pin small vehicle	to	6 pin small trailer
A0508A	ADAPTER - 6 pin small vehicle	to	7 pin small trailer
A0512	ADAPTER - 7 pin Large round	to	7 pin small trailer
A0513	ADAPTER - 7 pin small plug	to	7 pin Large round
A1514	ADAPTER - 7 pin small	to	7 pin flat
A1516	ADAPTER - 7 pin flat	to	7 pin small
A1517	ADAPTER - 7 pin flat	to	7 Large round
A1518	ADAPTER - 7 Large round	to	7 pin flat



ELECTRICAL FLEX

A0601	5 CORE 100 METRE ROLL
A0602	5 CORE 30 METRE ROLL
A0603	7 CORE 100 METRE ROLL
A0604	7 CORE 30 METRE ROLL
A0610	SINGLE CORE (5MM) FLEX 30 METRES
A0605	SINGLE CORE 30 METRES
A0606	5 CORE - CUT TO LENGTH
A0612	2 CORE - CUT TO LENGTH
A0615	7 CORE - CUT TO LENGTH

WIRING INSTRUCTION

7 PIN PLUG






1	YELLOW
2	BLACK
3	WHITE
4	GREEN
5	BLUE
6	RED
7	BROWN

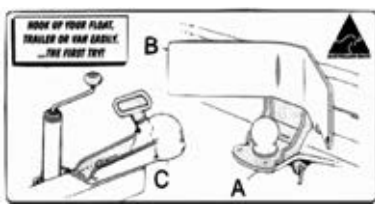

LEFT HAND TURN
REVERSING SIGNAL
EARTH RETURN
RIGHT HAND TURN
SERVICE BRAKES
STOP LIGHT
TAIL/CLEARANCE

6 PIN PLUG

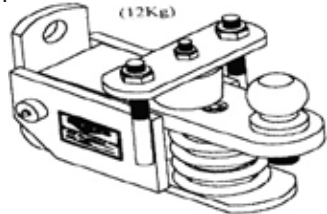

YELLOW	2
-	-
WHITE	6
GREEN	3
BLUE	5
RED	4
BROWN	1

BODY PARTS










A0701 A0701	ANDERSEN ANTI-SWAY 4" HITCH SYSTEM ANDERSEN ANTI-SWAY 8" HITCH SYSTEM	
		NEW PRODUCT
A0704 A0707	SINGLE CARAVAN STEP DOUBLE CARAVAN STEP	
A0708 A0708A A0709 A0709A	GAS BOTTLE HOLDER 9 KG GAS BOTTLE HOLDER 9 ADJUSTABLE GAS BOTTLE HOLDER 4.5 KG GAS BOTTLE HOLDER 4 KG ADJUSTABLE	
A0710	JERRY CAN HOLDER (suit 20 litre metal can)	
A0720 A0720A	MUD FLAP 250 x 230mm MUD FLAP 280 x 280mm	
A0760A	SPARE WHEEL BRACKET	
A0775 A0776	5 STUD STOW AWAY 6 STUD STOW AWAY Stow away wheel suitable for lowering caravan to fit into garage.	
A0754 A0754B A0755 A0756	STUB PLATE STANDARD TURNING STUB PLATE SLIMLINE TURNING SPARE WHEEL MOUNT 5 STUD HT, HQ, FORD SPARE WHEEL MOUNT 6 STUD Circular plates drilled for 5 stud or 6 stud includes studs and nuts.	

A0765	COUPLE MATE Aid for backing	
A0761	DOLLY WHEEL MOUNT : STANDARD A swivel mounted dolly wheel boat trailers to aid beach launching. Unit is welded or bolted to chassis and takes any standard trailer hub. Hub extra.	
A0761B	DOLLY WHEEL MOUNT: SLIMLINE	
A0763 A0763B	TRAILER RESCUE KIT : STANDARD TRAILER RESCUE KIT : S/LINE	

TOWING AIDS & LEVEL RIDES

A0750	PM SPRUNG LOADED Tow bar adapter for 4WD and light trucks. Assists to absorb shock loads. Aids A frames and chassis. Rated 2000Kg. (GTM)	
A0703	4 BAR LEVEL RIDE SET : 4 x 16mm bars Use on ball weight up to 120 Kg. Includes head, 4 arms & brackets.	
A0716 A0718 A0718C	19mm BAR FOR INDUSTRIAL LEVEL BRACKETS FOR LEVELRIDE HEAD FOR INDUSTRIAL LEVELRIDE	



JOCKEY WHEELS - STANDARD

A0801 A0801A A0820	ALKO 150 JOCKEY WHEEL & CLAMP ALKO 150 JOCKEY WHEEL & SWIVEL ALKO 150 JOCKEY WHEEL NO CLAMP 150x50mm Lift 200mm Body 350mm 16mm Acme thread Standard clamp 2 hole Swivel 4 hole clamp		A0807 A0807B A0830	ALKO FLAT FREE WHEEL & CLAMP ALKO FLAT FREE WHEEL & SWIVEL ALKO FLAT FREE NO CLAMP 10" x 3" Non Flat wheel Body 360mm. 16mm Acme thread Screw type clamp	
A0801B	MANUTEC JOCKEY WHEEL & SWIVEL Wheel 150x50mm Lift 200mm 16mm Acme thread Attached 2 hole swivel		A0808	ALKO POWER MOVER & CLAMP A0826 ALKO POWER MOVER NO CLAMP Ratchet operated. This enables you to crank your trailer along in either direction. Lift 200mm. Body 350r 16mm Acme thread. Removable handle	
A0801C	SIDEWINDER & SWIVEL JOCKEY WHEEL 150x50mm wheel Lift 200mm Body 350. 16mm Acme thread Attached 2 hole swivel		A0835	EASYMOVER DUEL WHEEL Ratchet operated. This enables you to crank your trailer along in either direction.	
A0802D	SIDEWINDER & SWIVEL JOCKEY WHEEL 200x500mm wheel		A0810	NON FLAT GALVANISED JOCKEY WHEEL & SWIVEL Lift 200mm Body 360mm. 16mm Acme thread Non Flat Rubber wheel. Attached swivel plate.	
A0802A A0802B A0802C A0821 A0821A	ALKO 200 JOCKEY WHEEL : TALL ALKO 200 JOCKEY WHEEL : SHORT ALKO 200 JOCKEY SHORT & SWIVEL ALKO 200 JOCKEY TALL NO CLAMP ALKO 200 JOCKEY SHORT NO CLAMP 200mm metal & rubber tyre Short 600mm . Tall 750mm Single clamp 2 hole Swivel clamp 8 hole		A0811	TRAILA MATE HYDRAULIC Hydraulic jockey wheel Jockey wheel & stand. Can be used to change wheels.	

P/No	P/No No Clamp	Brand	Clamp	Swivel	Wheel	Thread	Lift	Finish	Ex Height	Ret Height	Capacity Kg
A0801	A0820	ALKO	YES		150 Rubber	16mm	200mm	Plated	550	350	500
A0801A		ALKO		YES	150 Rubber	16mm	200mm	Plated	550	350	500
A0801B		ALKO		YES	150 Rubber	16mm	200mm	Plated	550	350	500
A0801C		ALKO		YES	150 Rubber	16mm	200mm	Plated	550	350	500
A0802A	A0821	ALKO	YES		200 Metal/Rubber	16mm	200mm	Plated	900	700	700
A0802B	A0821A	ALKO	YES		200 Metal/Rubber	16mm	200mm	Plated	800	600	700
A0802C		ALKO	YES	YES	200 Metal/Rubber	16mm	200mm	Plated	800	600	700
A0807	A0830	ALKO	YES		200 Metal/Rubber	16mm	200mm	Plated	930	730	650
A0807B		ALKO		YES	Flat Free	16mm	200mm	Plated	930	730	750
A0808	A0826	ALKO	YES		Flat Free	16mm	200mm	Plated	930	730	750
A0810		MANUTEC		YES	Flat Free	16mm	225mm	Galvanised	700	925	1000
A0811		TRAILAMATE	YES		150 Nylon	16mm	380mm	Plated	1100	730	1000
A0835	A0835	MANUTEC	YES		Flat Free	16mm	200mm	Plated	930	730	900

JOCKEY WHEELS - HEAVY DUTY

All wheels include a swivel plate

A1001A A1060	ALKO 8 X 2" JOCKEY WHEEL & SWIVEL ALKO 8 X 2" JOCKEY WHEEL Metal rim with solid rubber tyre Heavy duty tubing Body 500mm 16mm acme thread Lift 200mm Supplied with or without a PM Swivel plate An economical heavy duty jockey wheel	
A1030 A1082	MARTIN'S 10 X 2" JOCKEY WHEEL & SWIVEL MARTIN'S 10 X 2" JOCKEY WHEEL ALLOY WHEEL & SOLID TYRE Suitable for all heavy duty trailers to 4-1/2 Tonne. Mounted with a PM spring loaded swivel plate 1-1/4" X 6 TPI acme thread. Lift 200mm, 6mm Wall thickness. Body 400mm. Thrust bearing 1750Kg static. Manufactured to TELECOM specifications by TRAILER PARTS PTY LTD	
A1040 A1084 A1050 A1051	MARTIN'S WHEEL STEEL WHEEL & SWIVEL 9x5 MARTIN'S WHEEL STEEL WHEEL 9x5 MARTIN'S JOCKEY FLAT FREE TYRE SWIVEL MARTIN'S JOCKEY FLAT FREE TYRE Specialised heavy duty jockey wheels Wheel solid steel 9x5" or with 9 x 2-1/2". A heavy duty jockey wheel for heavy duty trailers. Mounted with a PM sprung loaded swivel plate 1-1/4" X 6 TPI Acme thread Body 400mm 6mm Wall thickness Lift 200mm Thrust bearing 1750 Kg Static Manufactured to TELECOM specifications by TRAILER PARTS PTY LTD	
A1062	ALKO AUTO RETRACT JOCKEY WHEEL These jockey wheels are activated by winding the handle, which automatically retracts the wheel and fork to a travelling position.	



P/No	P/No No Swivel	Brand	Tyre	Rim	Thread	Lift	Finish	Ret Height	Ex Height	Capacity Static	Outer Tube Dia	Squ/Rnd Rnd
A1001A	A1060	ALKO	200 x 50	Pressed	16mm	200	Zinc	567	832	1000		Rnd
A1030	A1082	Martins	250 x 50	Alum	30mm	200	Zinc			1750		Rnd
A1040	A1084	Martins	250 x 50	Fab Steel	30mm	200	Zinc			1750		Rnd
A1050	A1051	Martins	16 x 6.5 x 8	Fab Steel	30mm	200	Zinc			750		Rnd
A1062	N/A	ALKO	200 x 50	Pressed			Zinc	730	975	500		Rnd

sales@trailerparts.net.au

Bayswater	O'Connor	Wangara
Ph 9279 5777	Ph 9314 2222	Ph 9302 2800
Fx 9377 1156	Fx 9337 1897	Fx 9302 2600

LIGHT DUTY STANDS

A0804	20" STAND SINGLE CLAMP Lift 200mm Body 500mm 16mm Acme Thread
A0805A	27" STAND SINGLE CLAMP Lift 200mm Body 690mm 16mm Acme Thread



TRAILER & CARAVAN JACK LEGS

A1222	TRAILER FRONT 500mm Camper Style
A1224	TRAILER FRONT 600mm Camper Style
A1226	CARAVAN LEG 500mm : ALKO Reverse swing leg Hinged at inside
A1227	CARAVAN LEG 740mm : ALKO Reverse swing leg. Hinged at inside
A1228	CARAVAN QUICKS 590mm : ALKO
A1229	CARAVAN QUICKS 740mm : ALKO Pull handle to quickly release leg which then winds down
A1203	HANDLE : SLOTTED TYPE
A1205	HANDLE : HEX FOR ALKO SHORT 450mm. Suit CARAVAN QUICKS
A1206	HANDLE : HEX FOR ALKO LONG 800mm. Suit CARAVAN LEGS
A1215	JACK STANDS (ALUMINIUM) Suitable for use as corner stabilizers on trailers and caravans. Supplied per box of 4. Stackable to save space. NOT TO BE USED AS A JACK.
A1220	STABILIZER BODY (SEC) 560mm 40mm RHS with sprung holding pin.
A1230	BIG FOOT Caravan corner steady foot. Prevents Jack Legs sinking Box of 4.



P/No	P/No No Swivel	Brand	Tyre	Rim	Thread	Lift	Finish	Ret Height	Ex Height	Capacity Static	Outer Tube Dia	Squ/Rnd Rnd
A1002	A1065	MANUTEC	Top	16.0mm	225	Zinc	700	900		1250	60	Rnd
A1003	Incl	BLACK	Side	22.0mm	250	Powder	435	685		1500	60	Squ
A1004	A1064	BLACK	Side	22.0mm	250	Powder	590	915	1142	1300	64	Squ
A1006	Incl	ALKO	Side	21.5mm	400	Zinc	550	900		1300	57.5	Rnd
A1006A	Incl	ALKO	Side	21.5mm	400	Zinc	1060	1440		1300	57.5	Rnd
A1007	A1067	ALKO	Side	21.5mm	360	Zinc	580			2000	70	Squ
A1008	A1068	ALKO	Side	21.5mm	680	Zinc	595	1100	1275	1500	70	Squ
A1010	A1070	Martins	Top	30.0mm	360	Zinc	610	910		2500	60	Rnd
A1020	A1080	Martins	Top	39.0mm	300	Zinc	690	1040		3400	75	Squ
A1045	A1088	Martins	Side	39.0mm	300	Zinc	820	1120		3400	75	Squ
A1049	N/A	Martins	Side	39.0mm	300	Zinc	740	1360		4500	100	Squ
A1090	N/A	ALKO	Side	37.5mm	585	Zinc	690	1025	1275	4500	110	Squ

sales@trailerparts.net.au

Bayswater

Ph 9279 5777

Fx 9377 1156

O'Connor

Ph 9314 2222

Fx 9337 1897






Wangara

Ph 9302 2800





Fx 9302 2600

HEAVY DUTY STANDS



ALKO

A1002A A1065	ALKO TOPWINDING STAND & SWIVEL ALKO TOPWINDING STAND Heavy duty tubing Body 500mm 16mm Acme thread Lift 200mm	
A1006 A1006A	JOCKEY ROUND SIDEWINDER JOCKEY ROUND SIDEWINDER TALL STANDARD 550-900mm extended height TALL 1060-1440mm extended height Include pipe-in-pipe mount prewelded.	
A1008 A1068	JOCKEY 70 STAND DROP LEG & SWIVEL JOCKEY 70 STAND DROP LEG 1500 Kg static load. 70mm square tube 580-1275mm extended height Includes PM swivel plate	
A1007 A1007A A1067	JOCKEY 70mm LEG NO DROP & PM SWIVEL STAND 70mm & PM SWIVEL JOCKEY 70mm LEG NO DROP	
A1090	ALKO DROP LEG 110mm Static load capacity 4500Kg Retractable length: 690mm. Extended length: 1275mm	

Martin's
MANUFACTURER: TRAILER PARTS PTY LTD

A1010 A1070	MARTIN'S JOCKEY STAND & SWIVEL MARTIN'S JOCKEY STAND Thrust bearing 1899 Kg Static 30mm X 6 TPI Acme thread screw Body made of 60mm heavy walled boiler tube.	
A1020	MARTIN'S TOPWINDER 3000 & SWIVEL A1080 MARTIN'S TOPWINDER NO SWIVEL Thrust bearing rated to 3400 Kg static load 39mm X 6 TPI Acme thread. Outer tube 75mm square Fitted with heavy duty handle	
A1045 A1088	MARTIN'S SIDE WINDER 3000 & SWIVEL MARTIN'S SIDE WINDER 3000 Thrust bearing rated to 3400 Kg static load 39mm acme thread. Bevel gears ratio of 3:2 820mm height overall & 300mm lift	
A1049	MARTIN'S DROP LEG 4500 STAND Thrust bearing rated to 3400 Kg static load 39mm Acme Thread Bevel gears ratio of 3:2 Steel nut, screw is immersed in grease bath No swivel required	

BLACK STANDS




A1003	STAND AND SWIVEL (SHORT) Travel 250Mm Pipe Swivel	
A1004 A1064	DROP LEG & PM SWIVEL DROP LEG Economical Stand	

sales@trailerparts.net.au

Bayswater Ph 9279 5777 Fx 9377 1156	O'Connor Ph 9314 2222 Fx 9337 1897	Wangara Ph 9302 2800 Fx 9302 2600
---	--	---

JOCKEY WHEEL SWIVEL PLATES

SUIT THE A0801 STYLE

A0901	SINGLE CLAMP STANDARD Two hole mount 150mm centre	
A0901C	SWIVEL BRACKET SMALL : MANUTEC Two hole mount 175mm	
A0901E	CLAMP : MARINE GALVANISED	
A0901F	SWIVEL BRACKET SMALL : ALKO Four hole mount	
A0901G	SWIVEL BRACKET LARGE : ALKO 8 hole mount 185x60 : 185x90 : 185x115mm	
A0901H	SWIVEL / CLAMP : ALKO Tradition clamp with swivel bracket 185x60 185x90 185x115mm	

SWIVEL PLATES HEAVY DUTY

A1101A	PM SWIVEL PLATE –ROUND	
A1101B	PM SWIVEL BOLTABLE	

STANDARD JOCKEY SPARES (A08** RANGE)

A0903	AXLE 1/2"
A0905	AXLE 5/8"
A0906	10" SEMI PNEUMATIC WHEEL
A0907	6" RUBBER WHEEL
A0908	8" RUBBER WHEEL
A0908A	200x55 PRESSED STEEL RIM
A0909	THRUST RACE : STD
A0910	TOP HANDLE:STD Grub Screw: ALKO
A0910A	TOP HANDLE:STD Pin Type: ALKO
A0910C	TOP HANDLE STD Pin Type :MANUTEC
A0911	CLAMP HANDLE AND CLIP
A0927	HANDLE FOR POWER WHEEL

HEAVY DUTY SPARES (A10** RANGE)

E0966	NYLON KNOB AND SPINDLE FOR HANDLE
A1102	10x2 WHEEL: ALLOY/RUBBER
A1103	THRUST RACE-T/ 2780K
A1104	THRUST RACE-T/P 5500Kg
A1110	THREAD & NUT M30 ACME 6-TPI
A1112	THREAD & NUT:M 39 ACME 6-TPI
A1122	HANDLE ASSY- J/WHEEL/STAND COMPLETE
A1135	A1040 STEEL WHEEL 50MM
A1136	A1040 STEEL WHEEL 125MM
A1147	A1045 2 GEARS & SHAFT ASSY
A1148	DROPLEG A1049 OUTER TUBE
A1149	DROPLEG A1049 MIDDLE TUBE
A1150	DROPLEG A1049 INNER TUBE

SECURITY DEVICES

A1310	ALKO COUPLING LOCK
A1312	COUPLMATE DUAL LOCK 'ANIT-THEFT' Simple "U" type which engages in the coupling head Locks trailer only & trailer and vehicle
A1311	DUAL HITCH LOCK GENERIC
A1315	HITCH LOCK SINGLE
A1316 A1316A A1317	LOCKABLE REESE PIN LOCKABLE TREGG PIN PADLOCK
A1318	MASTERLOCK COUPLING LOCK
A1320	HITCH HELMET Solid anti theft unit. Lock trailer alone or car & trailer together. Can be used while driving. Includes quality padlock & 50mm ball
A1325	LOCK FOR D035 OFF ROAD COUPLING
A1340	WHEEL CHOCK



RAPID HITCH

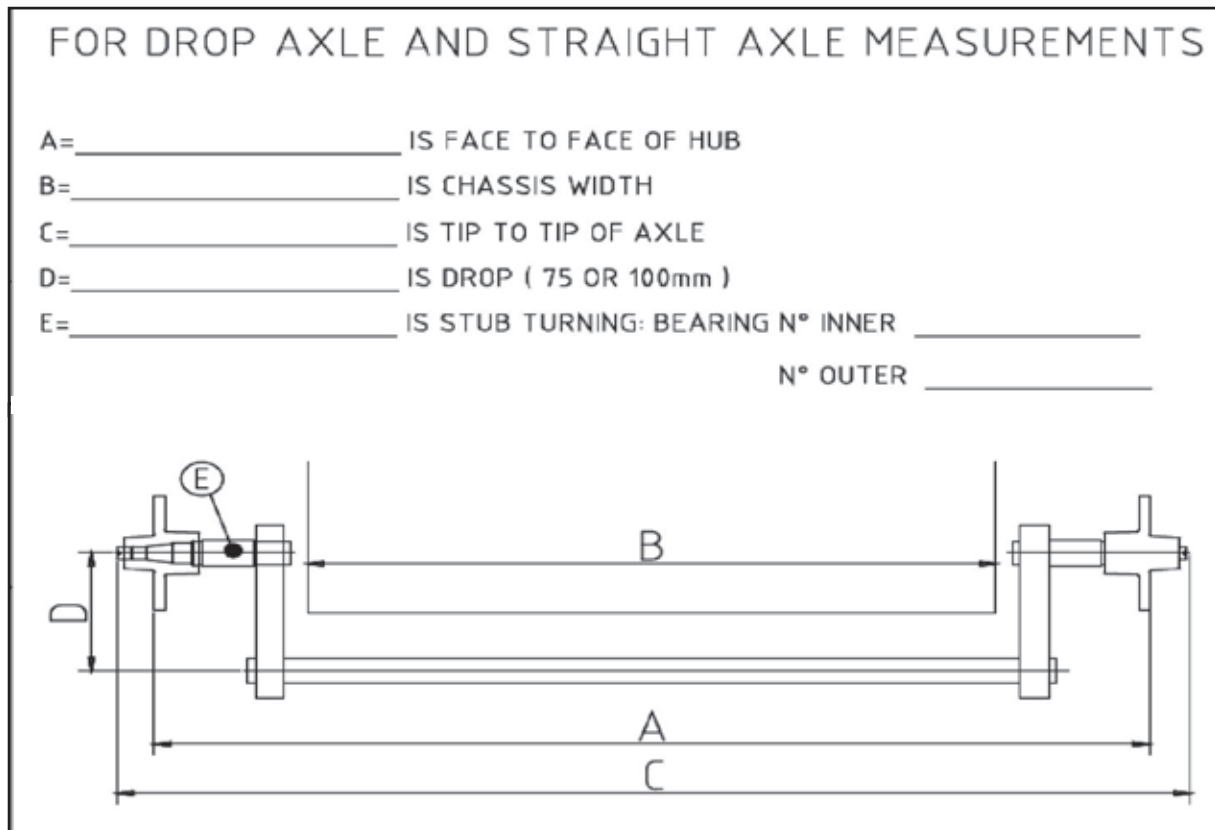
Non rusting solid high tech Alumium Alloy ball mounts



A1400 A1402 A1404	STINGER 50mm DROP STINGER 100mm DROP STINGER 150mm DROP		A1440 A1441 A1442	MrHITCH MOUNT ADJUSTABLE 3500KG MrHITCH MOUNT ADJUSTABLE 2500KG MrHITCH MOUNT ADJUSTABLE 2500KG	
A1410 A1412 A1414 A1416	RAPID HITCH KIT STD 50mm Adjustable by 95mm RAPID HITCH KIT LONG 50mm Adjustable by 135mm RAPID HITCH KIT STD 50/70 Adjustable by 95mm RAPID HITCH KIT 50/70 LONG Adjustable by 135mm		A1444	MrHITCH PINTLE HOOK ADAPTER 4500kg	
A1420 A1422 A1424 A1426	RAPID HITCH TOWBALL PIN RAPID HITCH LOCKING PIN SET RAPID HITCH RECEIVER LOCK RAPID HITCH HITCH LOCK		A1445	MrHITCH HITCH PULL PIN & CLIP	
A1433 A1458 A1459	RECEIVER suit 70mm BALL 42mm hole to suit Trailer Parts 70mm ball RECEIVER suit 70mm BALL: 1 1/4 - 50mm drop RECEIVER suit 70mm BALL: 1 1/4 - 100mm drop		A1447	MrHITCH CLEVIS MOUNT	
A1470	SATC PINTLE HOOK ADAPTER 6000kg		A1449	MrHITCH RECOVERY MOUNT	
			A1450 A1452 A1454 A1456	MrHITCH BALLMount - 50/19-180 MrHITCH BALLMount - 50/19- 254 MrHITCH BALLMount - 83/50-273 MrHITCH BALLMount- 152/121-292	
			A1460	MrHITCH RECEIVER - WELDON	
			A1462	MrHITCH BIKE RACK RECEIVER-EXTENDER	

Points to consider when calculation the length of your axle.

- Axles are measures tip to tip (end of thread to end of thread)
- If you know the length hub face to hub face (where the wheel bolts on) , add the Hub Flange to Tip of Axle measurement to both ends. See page 26 for this measurement. It varies with different axles.
- If you only know the chassis you need to add
 - Chassis
 - 2 x Tyre gap (distance between the chassis and inside of tyre)
 - 2 x Offset of rim (page 41, measurement A)
 - 2 x Hub Flange to Tip of Axle (Page 26)
- Attention must be paid to interference distance for the type of brake being used. (Page 29)
- For drop axles, allow sufficient length of stub axle for the brakes to be mounted.
- For drop axles, ensure nothing protrudes below your rim line (eg U-Bolts.)



BEAM (STRAIGHT) AXLES

We stock a large range of axle types and lengths. Special length are made to order.

OVERLAY AXLES : MADE TO ORDER

An Overlay axle has the stub axles welded to the top of the main beam. This lowers the main beam by the size of the stub axle. Used on horse floats, boat & car trailers. Lengths made to suit. Made in 1000 Kg, 1250 Kg, 1500 Kg and 2000 Kg capacity.



DROP AXLE : MOSTLY MADE TO ORDER

A drop axle uses a cheek to lift or drop the stub axle. Cheeks can be 75mm or 100mm. 2000 Kg axles use 100mm drop cheeks. Ensure that the U-Bolts do not protrude below the rim. Made in 1000 Kg, 1250 Kg, 1500 Kg and 2000 Kg capacity.



N.B. Always check lengths before welding.

sales@trailerparts.net.au

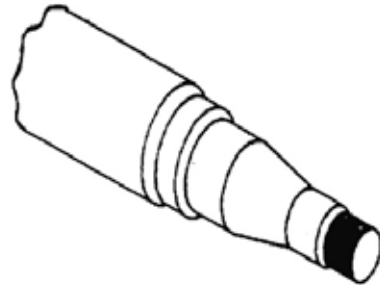
Bayswater	O'Connor	Wangara
Ph 9279 5777	Ph 9314 2222	Ph 9302 2800
Fx 9377 1156	Fx 9337 1897	Fx 9302 2600

AXLES (TIP TO TIP MEASUREMENTS)

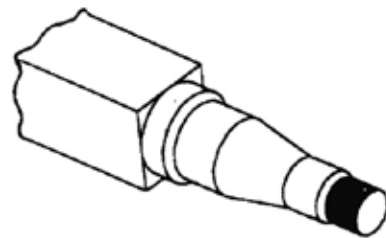
Pre & post heating must be used as part of any welding procedure on all axles

39mm ROUND AXLES STANDARD TURNING 750KG

B0101	1218mm	48"
B0102	1293mm	51"
B0103	1345mm	53"
B0104	1448mm	57"
B0105	1524mm	60"
B0106	1600mm	63"
B0107	1650mm	65"
B0108	1727mm	68"
B0109	1804mm	71"
B0110	1880mm	74"
B0111	1955mm	77"
B0113	2005mm	79"

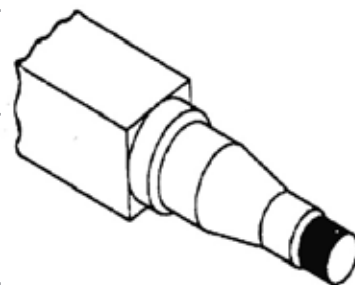
**40mm SQUARE AXLES STANDARD TURNING 1 Tonne**

B0201	1218mm	48"
B0202	1295mm	51"
B0203	1345mm	53"
B0204	1448mm	57"
B0205	1524mm	60"
B0206	1600mm	63"
B0207	1650mm	65"
B0208	1727mm	68"
B0209	1804mm	71"
B0210	1880mm	74"
B0211	1955mm	77"
B0212	2057mm	81"
B0213	2108mm	83"
B0214	2185mm	86"
B0215	2260mm	89"
B0216	2005mm	79"

**45mm SQUARE AXLES STANDARD TURNING 1 Tonne**

ALSO AVAILABLE USING 50mm ROUND

B0302	2108mm	83"
B0303	2185mm	86"
B0304	2260mm	89"
B0305	2387mm	94"
B0306	2437mm	96"

**45mm SQUARE AXLES SLIMLINE TURNING**

1.25 Tonne 16" Rim (Holden style), 1.40 Tonne 14" Rim (Landcruiser style)

ALSO AVAILABLE USING 50mm ROUND AND 50mm SQUARE

B0401	1650mm	65"
B0402	1955mm	77"
B0403	2108mm	83"
B0404	2387mm	94"
B0405	2437mm	96"
B0406	1727mm	68"
B0407	2185mm	86"
B0408	2260mm	89"
B0410	1600mm	63"
B0411	1880mm	74"
B0412	2005mm	79"

AXLES

45mm SQUARE AXLES 1.5 Tonne PARALLEL TURNING *MADE TO ORDER
 ALSO AVAILABLE USING 50mm ROUND

B0461	1650mm	65"
B0462	1727mm	68"
B0463	1958mm	77"
B0464	2108mm	83"
B0465	2387mm	94"
B0467	2437mm	96"

45mm SQUARE AXLES 1.5 Tonne OFF ROAD TURNING
 ALSO AVAILABLE USING 50mm ROUND

B0482	1650mm	65"
B0483	1727mm	68"
B0484	1955mm	77"
B0485	2108mm	83"
B0486	2387mm	94"
B0487	2437mm	96"

We machine our axles so we can make special lengths.
 Axle measurements are from tip to tip

50mm SQUARE AXLES 2.0 Tonne & 2.25 Tonne
 Uses HB200 hubs

B0901	1725mm	68"
B0902	2032mm	80"
B0903	2387mm	94"
B0904	2437mm	96"
B0920	ALKO	2T Turning *Seal rings may be required.

30 CWT / ALKO 1500 Kg turning available.

63mm ROUND AXLES Lengths to customers requirements.
 Using HB300 hubs, combination is rated at 3000 Kg
 Using HB400 hubs, combination is rated at 4000 Kg

65mm SQUARE AXLES Lengths to customers requirements
 Using HB300 hubs, combination is rated at 3000 Kg
 Using HB400 hubs, combination is rated at 4000 Kg

75mm ROUND AXLES Lengths to customers requirements
 Using HB500 hubs, combination is rated at 5000 Kg
 Using HB560 hubs, combination is rated at 7000 Kg

75mm SQUARE AXLES Lengths to customers requirements
 Using HB500 hubs, combination is rated at 5000 Kg
 Using HB560 hubs, combination is rated at 7000 Kg

90mm ROUND AXLES
 Using HB600 hubs, combination rated at 10000 Kg
 Using HB650 hubs, combination rated at 13000 Kg

110mm ROUND AXLES
 Using HB650 hubs combination rated at 14000 Kg.
 Full axle rating. Stub axles only available.

STUB AXLES

Rating per pair of stub axles

B0501	STANDARD	39 ROUND	X 203 mm
B0502	STANDARD	39 ROUND	X 254 mm
B0503	STANDARD	39 ROUND	X 305 mm
B0504	STANDARD	40 SQUARE	X 203 mm
B0505	STANDARD	40 SQUARE	X 254 mm
B0506	STANDARD	40 SQUARE	X 305 mm
B0601	SLIMLINE	45 SQUARE	X 203 mm
B0602	SLIMLINE	45 SQUARE	X 254 mm
B0603	SLIMLINE	45 SQUARE	X 305 mm
B0650	1.5 TONNE	45 SQUARE	X 305 mm
B0652	1.5 TONNE	50 ROUND	X 305 mm
B0702	2.0 TONNE	50 SQUARE	X 305 mm
B0710	2.0 TONNE	56 ROUND	X 305 mm
B0801	3.0 TONNE	63 ROUND	X 305 mm
B0802	3.0 TONNE	65 SQUARE	X 305 mm
B0803	4.0 TONNE	63 ROUND	X 305 mm
B0805	4.0 TONNE	65 SQUARE	X 305 mm
B0806	5.0 TONNE	75 ROUND	X 300 mm
B0808	7.0 TONNE	75 ROUND	X 500 mm
B0809	7.0 TONNE	75 SQUARE	X 500 mm
B0810	10 TONNE	100 ROUND	X 500 mm
B0814	20 TONNE	130 ROUND	X 500 mm



B0501



B0504

Pre & post heating must be used as part of any welding procedure on all axles.

HUB TYPE	CAPACITY Kg	MATERIAL mm	NUT	NUT	WASHER	WASHER	SPLIT PIN	SPLIT PIN
STANDARD	750	39 ROUND	G0201	3/4" UNF	G0401	3/4 X 1-1/2"	G1004	4 x 40mm
STANDARD	1000	40 SQUARE	G0201	3/4" UNF	G0401	3/4 X 1-1/2"	G1004	4 x 40mm
SLIM LINE	1250	45 SQUARE	G0201	3/4" UNF	G0401	3/4 X 1-1/2"	G1004	4 x 40mm
PARALLEL	1500	45 SQUARE	G0208	1" UNF	G0408	1 X 1-7/8"	G1004	4 x 40mm
HB100A	1500	45 SQUARE	G0205	7/8" UNF	G0404	7/8" X 1-5/8"	G1004	4 x 40mm
HB200	2250	50 SQUARE	G0202	1-1/4 UNF	G0402	1-1/4 X 1-1/2"	G1005	6 x 50mm
HB300	3000	65 ROUND	G0202	1-1/4 UNF	G0402	1-1/4 X 1-1/2"	G1005	6 x 50mm
HB400	4000	65 ROUND	G0202	1-1/4 UNF	G0402	1-1/4 X 1-1/2"	G1005	6 x 50mm
HB500	5000	75 ROUND	G0203	1-1/2 UNF	G0418	1-1/4 X 1-1/2"	G1005	6 x 50mm
HB560	7000	75 SQUARE	G0203	1-1/2 UNF	G0418	1-1/4 X 1-1/2"	G1005	6 x 50mm
HB600	10 000	90 SQUARE	G0220	M60 lock nut	G0720	M60 lock washer		
HB650	13 000	110 SQUARE	G0222	M65 lock nut	G0721	M60 lock washer		
HB650	20 000	130 SQUARE	G0222	M65 lock nut	G0721	M60 lock washer		

SPECIAL AXLES : MADE TO ORDER

GALVANISED : Galvanised bar kept in stock to make axles to length required

B1100	COROMAL S/L SYMONS AXLE
B1110	AXLE UPTO 2437MM 45MM DEXTER / DEEMAX BLACK
B1115	AXLE UPTO 2437MM 50MM DEXTER / DEEMAX BLACK
B1120	AXLE UPTO 1650mm 39MM RD Galvanised
B1122	AXLE UPTO 2000mm 39MM RD Galvanised
B1130	AXLE UPTO 1650mm 40MM SQU Galvanised
B1132	AXLE UPTO 2260mm 40MM SQU Galvanised
B1134	AXLE UPTO 2260mm 45MM SQU Galvanised
B1147	AXLE UPTO 2437mm 45mm STD Galvanised
B1148	AXLE UPTO 2437mm 45mm S/L Galvanised
B1150	AXLE UPTO 2437mm 45mm 1.5T Galvanised
B1160	AXLE UPTO 2437mm 50mm 2.25T Galvanised
B1155	AXLE UPTO 96" 45mm DEXTER / DEEMAX Galv
B1165	AXLE UPTO 96" 50mm DEXTER / DEEMAX: Galv

IMPORTED AXLE : COMMERCIAL GRADE (Supply according to availability)

39MM ROUND AXLE IMPORTED STANDARD TURNING

BA160	AXLE 39MM RND 1524 60" IMPORT
BA165	AXLE 39MM RND 1650 65" IMPORT
BA166	AXLE 39MM RND 1675 66" IMPORT
BA167	AXLE 39MM RND 1700 67" IMPORT
BA168	AXLE 39MM RND 1727 68" IMPORT
BA177	AXLE 39MM RND 1955 77" IMPORT
BA178	AXLE 39MM RND 1980 78" IMPORT

40MM SQUARE AXLE IMPORTED STANDARD TURNING

BA260	AXLE 40MM SQU 1525 60 IMPORT
BA263	AXLE 40MM SQU 1600 63" IMPORT
BA265	AXLE 40MM SQU 1650 65" IMPORT
BA266	AXLE 40MM SQU 1675 66" IMPORT
BA267	AXLE 40MM SQU 1700 67" IMPORT
BA268	AXLE 40MM SQU 1725 68" IMPORT
BA271	AXLE 40MM RND 1904 71" IMPORT
BA274	AXLE 40MM RND 1880 74" IMPORT
BA277	AXLE 40MM SQU 1955 77" IMPORT
BA278	AXLE 40MM SQU 1980 78" IMPORT
BA281	AXLE 40MM SQU 2057 81" IMPORT
BA286	AXLE 40MM SQU 2185 86" IMPORT
BA290	AXLE 40MM SQU 2290 90" IMPORT

39MM ROUND AXLE IMPORTED STANDARD TURNING : GALVANISED

BAG165	AXLE 39 STD RND 1650mm 65" GAL
BAG177	AXLE 39 STD RND 1955mm 77" GAL
BAG265	AXLE 40 STD SQU 1650mm 65" GAL

40MM SQUARE AXLE IMPORTED STANDARD TURNING : GALVANISED

BAG277	AXLE 40 STD SQU 1955mm 77" GAL
BAG289	AXLE 40 STD SQU 2260mm 89" GAL
BAG290	AXLE 40MM SQU 2290 90" IMPORT

45MM SQUARE AXLE IMPORTED SLIMLINE TURNING

BB366	AXLE 45 S/L SQ 1676 66" IMPORT
BB367	AXLE 45 S/L SQ 1700 67" IMPORT
BB368	AXLE 45 S/L SQ 1725 68" IMPORT
BB377	AXLE 45 S/L SQ 1955 77" IMPORT
BB378	AXLE 45 S/L SQ 1980 78" IMPORT
BB389	AXLE 45 S/L SQ 1980 89" IMPORT

45MM SQUARE AXLE IMPORTED SLIMLINE TURNING : GALVANISED

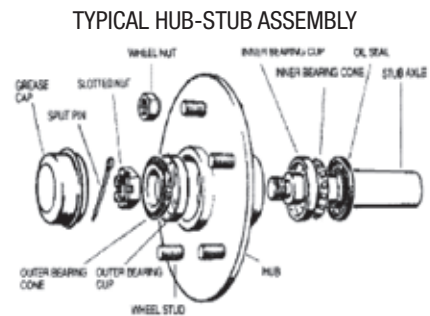
BBG389	AXLE 45 S/L SQU 2260mm 89 GAL
--------	-------------------------------

HUBS 1.0 Tonne per pair

Complete with studs, bearings, seal, nuts & dust cap. 1.0T Hubs use bearings LM67048/10 & LM11949/10
Standard & Slimline use the same casting. Using Quality KOYO Bearings

C0101	STANDARD HOLDEN
C0103	HQ HOLDEN
C0105	FORD
C0109	COMMODORE
C0111	4 STUD JAP
C0113	MINI
C0116	BLANK : NO STUDS
C0117	CORTINA
C0131	STEEL : NO FLANGE
C0119	L/ROVER Not recommended 15" or 16" wheels.
C0124	L/CRUISER Not recommended 15" or 16" wheels.
C0125	JEEP 5/127mm
C0127	F100 Not recommended 15" or 16" wheels.
C0133	L/C 100 Series 5 STUD Not 15" or 16" wheels.
C0137	BMW with turned down nose

These use	C0205	Bearing Kit
	C0301	Seal
	C0302	Seal Water Supa Seal
	C0401	Dustcap
	C0602	7/16" wheel nuts
	C0604	1/2" wheel nuts



TYPICAL HUB-STUB ASSEMBLY
SPECIAL STUD PATTERNS AVAILABLE
12mm 14mm 18mm STUDS AVAILABLE

PLATED HUBS

Standard & Slimline use the same casting. Complete with studs, bearings, seal, nuts & dust cap

C0101G	STANDARD HOLDEN	Also available with slimline bearings
C0103G	HQ HOLDEN	Also available with slimline bearings
C0105G	FORD	Also available with slimline bearings

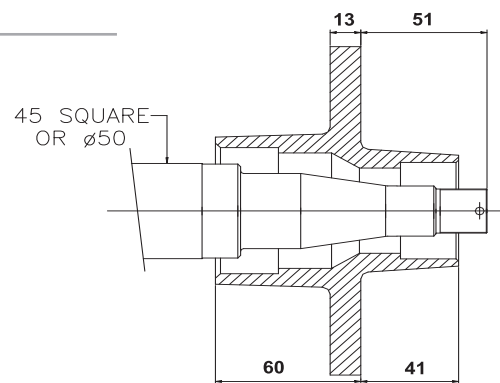
UNBRANDED BEARING HUBS

C0101C	STANDARD HOLDEN
C0103C	HQ HOLDEN
C0105C	FORD
C0109C	COMMODORE
C0111C	4 STUD JAP
C0113C	MINI
C0116C	BLANK : NO STUDS
C0117C	CORTINA
C0131C	STEEL : NO FLANGE

HUBS BARE : STUDED ONLY

Standard & Slimline use the same casting.

C0102	STANDARD HOLDEN
C0104	HQ HOLDEN
C0106	FORD
C0110	COMMODORE
C0112	4 STUD JAP
C0114	MINI
C0115	BLANK : NO STUDS
C0118	CORTINA
C0120	L/ROVER
C0122	L/CRUISER
C0128	F100
C0132	STEEL : NO FLANGE
C0134	L/CRUISER 100 SERIES 5 STUD
C0138	BMW with turned down nose



SLIMLINE 1.25 TONNE ASSEMBLY
SMALL OR LARGE FLANGE HUB

HUBS 1.25 Tonne per pair (SLIMLINE)

Complete with studs, bearings, seal, nuts & dust cap. 1.25T hubs use L68149/10 & LM12749
Standard & Slimline use the same casting.

C0101B	STANDARD HOLDEN		
C0103B	HQ HOLDEN		
C0105B	FORD		
C0109B	COMMODORE		
C0111B	4 STUD JAP		
C0113B	MINI		
C0116B	BLANK : NO STUDS		
C0117B	CORTINA		
C0119B	L/ROVER		
C0124B	L/CRUISER		
C0125B	JEEP		
C0127B	F100		
C0133B	L/CRUISER 100 SERIES 5 STUD		
C0137B	BMW with turned down nose		

TYPICAL HUB-STUB ASSEMBLY

SPECIAL STUD PATTERNS AVAILABLE
12mm 14mm 18mm STUDS AVAILABLE

These use	C0259	Bearing Kit
	C0315	Seal
	C0317	Seal Water Supa Seal
	C0401	Dustcap
	C0602	7/16" wheel nuts
	C0604	1/2" wheel nuts

STEEL FLANGELESS HUBS

These hubs are able to be welded

C0131	STEEL : NO FLANGE Complete with standard bearings		
These use	C0205	Bearing Kit	
	C0301	Seal	
	C0401	Dust Cap	
C0131B	STEEL : NO FLANGE Complete with Slimline bearings		
These use	C0259	Bearing set	
	C0301	Seal	
	C0401	Dust Cap	
HB200A	STEEL : NO FLANGE Complete 2000Kg		
These use	H0810	22580R/20R Bearing	
	H0812	LM67048/10 Bearing	
	H0815	Seal	
	H0444	Dust Cap	

PARALLEL BEARING HUBS

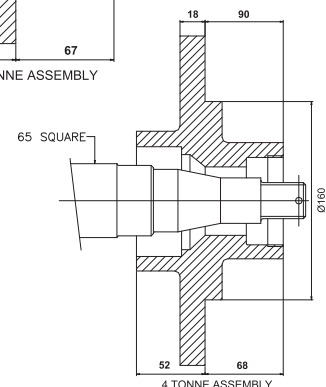
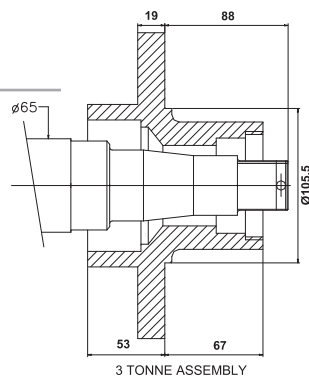
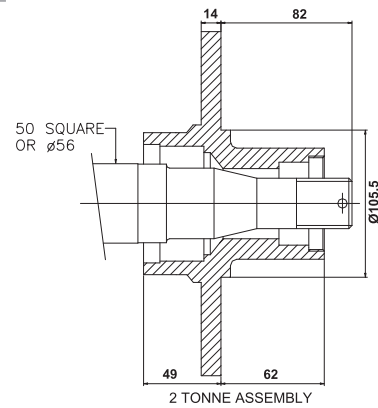
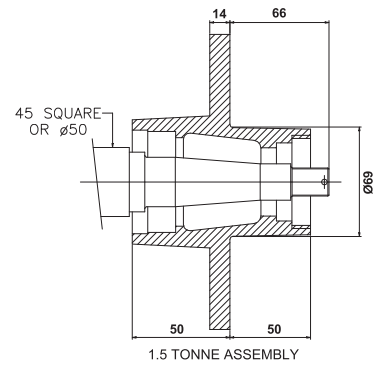
C0151	PARALLEL HUB 6 STUD L/C COMPLETE		
C0151A	PARALLEL HUB 5 STUD L/C COMPLETE		
C0152	PARALLEL HUB 6 STUD L/C STUDDED ONLY		
C0152A	PARALLEL HUB 5 STUD L/C STUDDED ONLY		
C0154	PARALLEL HUB BARE UNSTUDDED		

These use	C0255	L68149/10 inner & outer
	C0315	Seal
	C0426	Dust cap 2.5"
	C0503	Wheel nut 1/2" for 6 stud L/C
	C0522	Wheel nut 14mm for 5 stud L/C

HEAVY DUTY HUBS

Complete with studs, bearings, seal, nuts & dust cap. Manufactured by MARTIN'S TRAILER PARTS

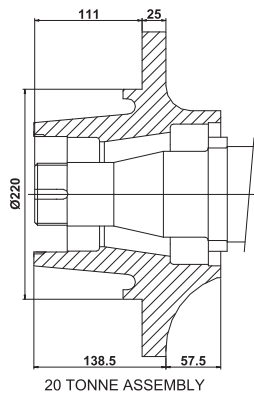
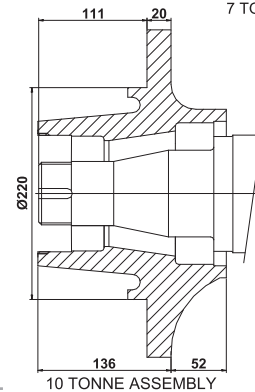
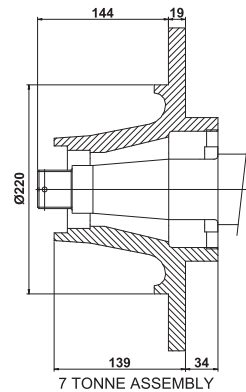
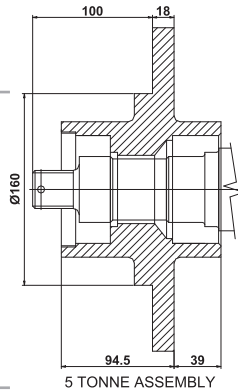
HB100	HUB COMPLETE 30 CWT ALKO H0702 Hub bare H0708 Inner Bearing LM29749/10 H0710 Outer Bearing LM67048/10 H0720 Seal C0426 Dust Cap
HB100A	HUB COMPLETE 1500 Kg SWL PER PAIR Can be used with Ford, HQ, L.Cruiser, Nissan H0732 Hub studded L/Cruiser H0734 Inner bearing LM29749/10 H0736 Outer bearing L44649/10 H0738 1.5 tonne seal H0738A 1.5 tonne SUPA-SEAL C0418 Dust cap : screwed aluminum 60mm C0419 Dust cap : screwed and greaseable C0503 1/2" wheel nuts H0742 Bearings and seal set for HB100A Boating two part SUPA-SEALS now available
HB200 HB200A	HUB COMPLETE 2000 Kg SWL PER PAIR HUB COMPLETE 2000 Kg STEEL FLANGELESS Can be used with L/Cruiser, Nissan, F100, Land Rover rims H0801 Hub studded L/Cruiser H0810 Inner bearing 25580/20 H0812 Outer bearing LM67048/10 H0815 2 tonne seal H0815A 2 tonne SUPA seal H0816 Bearings and seal set for HB200 C0444 Dust Cap 70mm Aluminium C0420 Dust cap - screwed cast iron 70mm C0426 Dust cap - pressed steel 2-1/2" C0503 1/2" wheel nuts Boating two part SUPA-SEALS now available
HB300	HUB COMPLETE 3 Tonne SWL PER PAIR Can be used with L/Cruiser, Nissan, F100, Land Rover rims H0825 Hub studded Land Cruiser H0836 Inner bearing HR30210J H0838 Outer bearing LM29749/10 H0835 3 tonne seal C0420 Dust cap - screwed cast iron 70mm C0503 1/2" wheel nuts
HB400	HUB COMPLETE 4 Tonne SWL PER PAIR H0904 Hub studded Bedford (6 on 205mm pcd) H0906 Inner bearing JLM 506849/10 H0908 Outer bearing 32008X H0910 4 tonne seal C0420 Dust cap - screwed cast iron 70mm C0510A 3/4" wheel nuts C0631 3/4" UNF wheel stud



HEAVY DUTY HUBS continued

Complete with studs, bearings, seal, nuts & dust cap
Manufactured by TRAILER PARTS PTY LTD

<p>HB500</p>	<p>HUB COMPLETE 5 Tonne SWL PER PAIR 6 x M18 studs on 205 P.C.D.</p> <p>H0920 Hub studded H0924 Outer Bearing JLM 506849E / 10E H0925 Inner Bearing 33011JR H0926 5 tonne seal C0434 Dust cap - screwed cast iron 96mm</p>
<p>HB560</p>	<p>HUB COMPLETE 7 Tonne SWL PER PAIR 8 x 3/4" UNF studs on 275 P.C.D.</p> <p>H0936 Hub studded H0938 Bearing set HM 212047 H0940 Outer bearing set HM 104948 H0942 7 tonne seal 125 x 95 x 12mm C0434 Dust cap - screwed cast iron 90mm special stud patterns available</p>
<p>HB600</p>	<p>HUB COMPLETE 10 Tonne SWL PER PAIR 10 x 3/4" UNF studs on 285.75 P.C.D.</p> <p>H1004 Hub studded H1006 Inner bearing set HM 212049 / 11 H1008 Outer bearing set HM 212047 / 11 H1010 10 tonne seal 125 x 85 x 13mm C0430 Dust cap - screwed 125mm AW12 Lock washers AW12 Lock nuts Special stud patterns available</p>
<p>HB650</p>	<p>HUB COMPLETE 20 Tonne SWL / PAIR 10 x 7/8" B.S.F. studs on 285.78 P.C.D. 340mm flange. 220mm central boss.</p>
<p>HB650A</p>	<p>HUB COMPLETE 20 Tonne SWL / PAIR 10 x 7/8" B.S.F. studs on 335 P.C.D. PCD up to 350mm available. 400mm flange. 262m central boss.</p> <p>H1024 Hub studded 340mm flange H1025 Hub studded 400mm flange H1026 Inner bearing set HM 218248 / 10 H1028 Outer bearing set HM 212049 / 11 H1030 20 tonne seal 150 x 120 x 13mm C0430 Dust cap - screwed 125mm AW13 Lock washers AW13 Lock nuts Special stud patterns available</p>



Axle Type	Capacity Kg	Material	Inner	Outer	Seal No	Dust No	Inner Size	Outer Size	Seal ID	Seal OD	Cap	Rolling Radius	Hub Flange to Tip of Axle	Seal to Tip
Standard	750	39MM RD	LM67048 LM67010	LM11949 LM11910	C0301	C0401	31.75	19.05	37.5	59.1	45	320mm	50	115
Standard	1000	40MM SQ	LM67048 LM67010	LM11949 LM11910	C0301	C0401	31.75	19.05	37.5	59.1	45	320mm	50	115
Slimline	1250	45MM SQ	L68149 L68110	LM12749 LM12710	C0315	C0401	34.99	21.97	44.45	59.1	45	375mm	50	115
1.5 tonne	1500	45MM SQ	LM29749 LM29710	L44649 L44610	H0738	C0418	38.1	27	44.45	66.7	60	375mm	66	135
Parallel	1500	45MM SQ	L68149 L68110	L68149 L68110	C0315	C0426	35	35	44	59.1	2.5"	375mm	55	124
30 Cwt	1500	50MM SQ	LM29749 LM29710	LM67048 LM67010	H0720	C0426	38.1	31.75	48	69.5	2.5"	375mm	70	125
ALKO 1.5T	2250	50MM SQ	25580 25520	LM67048 LM67010	H0815	C0421	44.44	31.75	49.5	85	70	375mm	82	135
3.0T	3000	63MM SQ	HR30210J HR30210J	LM29749 LM29710	H0835	C0421	50	38.1	62	90	70	375mm	90	150
4.0T	4000	63MM SQ	JLM506849 JLM506810	732008XM 32008XM	H0910	C0421	55	40	62	90	70	690mm	90	150
5.0T	5000	90mm RD	33011JR	JLM506849										
7.0T	7000	75MMSQ	HM212047 HM212011	JLM506810 JLM104948	H0810 H0942	C0446 C0434	55 63.5	55 50	62 95	90 125	96 90	520mm	100 145	157 195
10.0T	10000	90MM RD	HM212049 HM212011	JLM104910 HM212047	H1010	C0430	66.68	63.5	85	125	125	535mm	125	200
20.0T	20000	130MM RD	HM212048 HM218210	HM212011 HM212049	H1030	C0430	90	66.68	120	150	125	535mm	125	200
USA 3.5k	1590	45MM SQ	L68149 L68111	LM212011 L44649	K3102	C0425	34.99	27	43.2	65	2"	375mm	55	112
USA 6k	2727	50MM SQ*	25580 25520	L44610 15123	K3112	C0426	44.44	31.75	57.15	85.75	2.5"	375mm	70	118
ALKO 2T	2000	50MM SQ*	HR30210J HR30210J	15245 15123	K1112	C0426	50	31.75	57.5	90	2.5"	375mm		
ALKO 3T	3000	63MM SQ	HR30210J HR30210J	15245 LM29749	K1112	C0426	50	31.75	57.5	90	2.5"	375mm		

*Requires seal rings

sales@trailerparts.net.au

Bayswater
Ph 9279 5777
Fx 9377 1156

O'Connor
Ph 9314 2222
Fx 9337 1897

Wangara
Ph 9302 2800
Fx 9302 2600

STANDARD BEARINGS (A/B)

C0201	INNER CUP & CONE	LM 67048 / LM 67010
C0203	OUTER CUP & CONE	LM 11949 / LM 11910
C0205	STANDARD BEARING SET - INNER & OUTER	
C0205A	STANDARD BEARING SET & SEAL	
C0205B	STANDARD BEARING SET & MARINE SEAL	



SLIMLINE BEARINGS (E/F)

C0255	SLIMLINE INNER CUP & CONE	L68149 / L68110
C0257	SLIMLINE OUTER CUP & CONE	LM12749 / LM12710
C0259	SLIMLINE BEARING SET - INNER & OUTER	
C0259A	SLIMLINE BEARING SET & SEAL	
C0259B	SLIMLINE BEARING SET & MARINE SEAL	

PARALLEL BEARINGS (10" PARRALLEL HUB)

Bearing numbers L68149 & L68110

C0270	PARRALLEL BEARING SET	
C0270A	PARALLEL BEARING SET & SEAL	
C0270B	PARALLEL BEARING SET & MARINE SEAL	



SEALS

C0301	SEAL	STANDARD HUB
C0302	SEAL	WATER SUPA SEAL FOR STD HUB
C0310	SEAL	FOR RED RIM (PARALLEL BEARINGS)
C0315	SEAL	SLIMLINE HUB
C0317	SEAL	SLIMLINE WATER SUPA SEAL
H0720	SEAL	30 CWT HUB (HB100) OLD TYPE
H0738	SEAL	1 500KG HUB
H0738	SEAL	1 500KG WATER SUPA SEAL
H0815	SEAL	2 000KG HUB
H0815A	SEAL	2 000 KG WATER SUPA SEAL
H0835	SEAL	3 000 KG HUB
H0910	SEAL	4 000 KG HUB
H0942	SEAL	7 000 KG HUB
H1010	SEAL	10 000KG HUB
H1030	SEAL	20 000KG HUB



DUST CAPS

C0401	DUST CAP - 45 mm suit standard hub
C0416	DUST CAP - RUBBER FOR VELOX RIM
C0418	DUST CAP - ALUMINIUM 60mm screwed
C0419	DUST CAP - ALUMINIUM 60mm screwed GREASEABLE
C0422	DUST CAP - 2-7/16"
C0425	DUST CAP - 2"
C0426	DUST CAP - 2-1/2"
C0428	DUST CAP - 3"
C0429	DUST CAP - 62mm DEXTER
C0430	DUST CAP - 10 & 20 TONNE HUB 125 mm
C0434	DUST CAP - 7 TONNE HUB 90 mm screwed
C0436	DUST CAP - INDUSTRIAL HEX TOP
C0444	DUST CAP - ALUMINIUM 70mm screwed GREASEABLE
C0434	DUST CAP - 5 TONNE HUB 96 mm screwed



BEARING BUDDIES

C0402	BEARING BUDDIES (Genuine)	(PER PAIR)
C0402A	BEARING BUDDY COVERS	(PER PAIR)
C0403A	BEARING PROTECTORS : ALKO	(PER PAIR)
C0440	BEARING BUDDY 1.98"	(PER PAIR)
C0442	BEARING BUDDY 2.562"	(PER PAIR)



WHEEL NUTS

C0502	7/16"	UNF	60 DEGREE	
C0502A	7/16"	UNF	SUIT ALLOY WHEEL	
C0503	1/2"	UNF	60 DEGREE	
C0503A	1/2"	UNF	SUIT ALLOY WHEEL	
C0506	9/16"	UNF	60 DEGREE	
C0507	5/8"	UNF	45 DEGREE	
C0508	5/8"	UNF	60 DEGREE	
C0509A	7/8"	BSF	60 DEGREE	
C0510	3/4"	UNF	60 DEGREE	1.50" A/F
C0510A	3/4"	UNF	45 DEGREE	1.25" A/F
C0520	M12	METRIC	60 DEGREE	
C0522	M14	METRIC	60 DEGREE	
C0523A	M14	METRIC	SUIT ALLOY WHEEL	
C0524	M18	METRIC	Radius	



WHEEL STUDS 20 All length dimensions measured from under head.

PART NO	Description	Type	Thread Length	Overall Length	Knurl Length	Knurl Diameter
C0602	7/16" Standard	UNF	27	38	7	14
C0604	1/2" Standard	UNF	27	38	7	14
C0627	1/2" Short Knurl	UNF	30	50	12	16
C0628	1/2" Long Knurl	UNF	35	57	21	16
C0621	9/16" Short Knurl	UNF	35	50	12	16
C0622	9/16" Long Knurl	UNF	30	57	21	16
C0623	5/8" Short Knurl	UNF	35	50	12	18
C0624	5/8" Long Knurl	UNF	30	57	21	18
C0631	3/4"	UNF	36	60	20	
C0635	7/8" Single Wheel	BSF	54	54	Bolt through	
C0640	M12	METRIC	27	37	10	12
C0642	M14	METRIC	24	45	8	16
C0644	M14	METRIC	24	57	20	16
C0646	M18	METRIC	45	60	15	



BRAKE SELECTION : GUIDE ONLY

The following guide is for new, correctly assembled and well maintained brakes.

Under-rated brakes will down rate the axle. Don't skimp on brakes.

Determining which braking system is the best for your trailer depends upon your particular needs, including the gross mass of your trailer, wheel size and your particular application. Trailers with a gross mass of over 750 Kg require effective brakes. Trailers over 2000 Kg require a break-a-way brake system with brakes on all wheels. All trailers over 4500 Kg require ADR 38 certified suspension and foundation brakes. These brake sizes are approximate. The braking requirements can vary according to many factors such as rim size, tyre size, road surface and application method.

It is the manufacturers responsibility to determine what is appropriate for their particular application. We recommend brakes on all axles.

CLEARANCE REQUIREMENT

Axle Capacity	9" Hyd	9" Mech	10" Elect	10" Hyd	11" Hyd Drum	11" Mech Drum	12" Elect H/ Drum	12" Hyd H/ Drum	MECH Disc	ALKO Disc Hyd
Standard	160	155	172	172					200	220
Slimline	160	155	172	172					200	220
Velox									245	277
1500Kg	183	195	203	203					210	235
Parrallel			175	175						
2000 Kg					203	209	205	224	228	230
3000 Kg					209	215		230	259	261

Measurements are made from tip of axle to chassis interference point. Please Note : Dimensions are approximate and for our parts only.

HUB INFORMATION

Please note that these are not genuine automobile studs. They are Trailer Industry standard

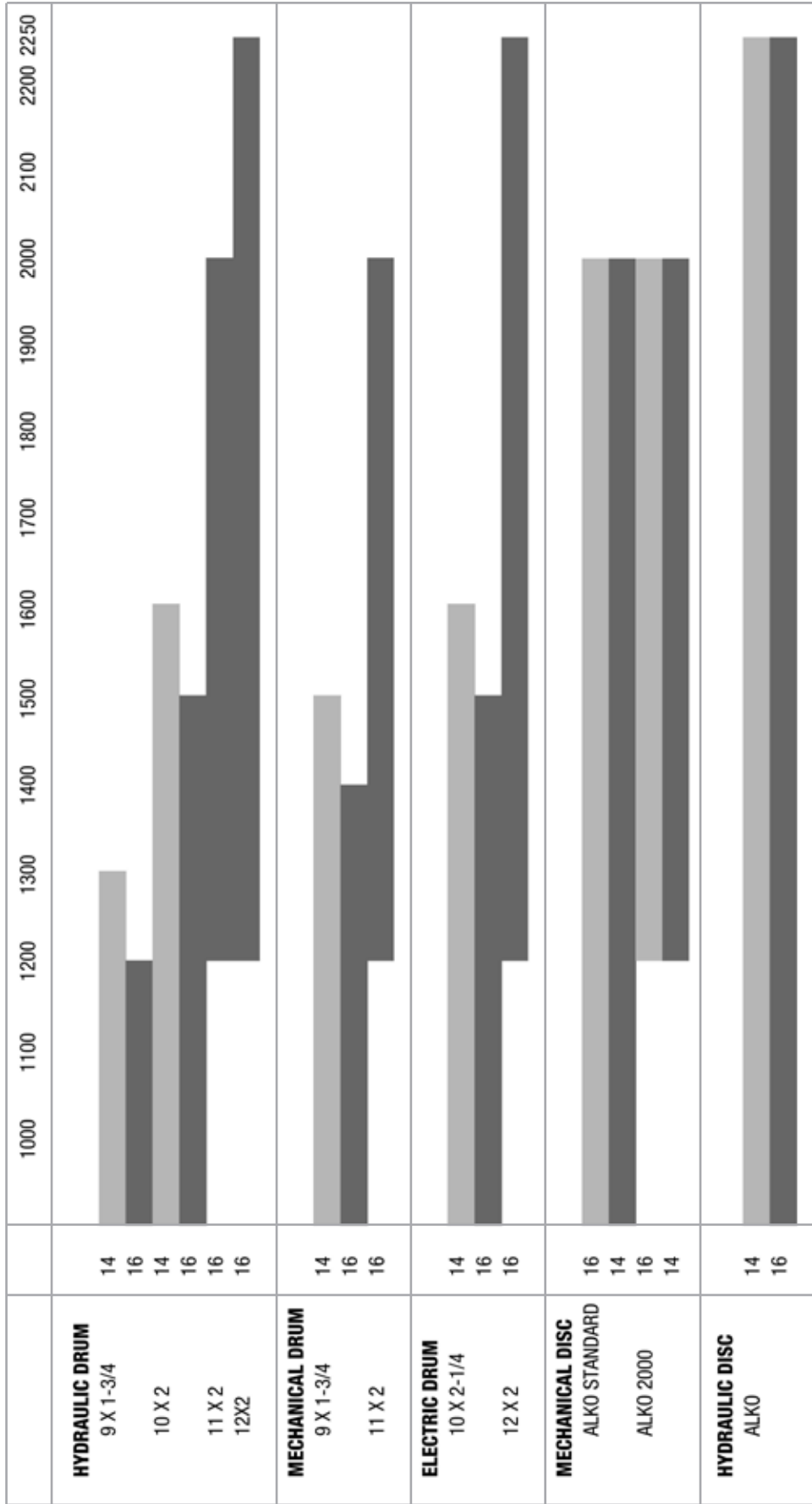
MODEL	STUDS	P.C.D	STUDS CENTRE - CENTRE
HOLDEN HT	5 X 7/16" STUDS	107.5mm	63mm
HOLDEN HQ	5 X 7/16" STUDS	120.5mm	71mm
COMMODORE	5 X 7/16" STUDS	120mm	70.5mm
FORD FALCON	5 X 1/2" STUDS	114mm	67mm
FORD 4 STUD	4 X 7/16" STUDS	108mm	76mm
FORD F100	5 X 1/2" STUDS	140mm	82mm
LAND CRUISER	6 X 1/2" STUDS	140mm	70mm
NISSAN	6 X 1/2" STUDS	140mm	70mm
LAND CRUISER	5 X 9/16" STUDS	150mm	88mm
LAND ROVER	5 X 5/8" STUDS	165mm	97mm
MINI	4 X 7/16" STUDS	101.5mm	72mm
JAP 4 STUD	4 X 7/16" STUDS	114.3mm	81mm
BMW	4 X 7/16" STUDS	100mm	71mm

5 stud 100 series

Nose turned down

MAXIMUM BRAKE RATING

We recommend brakes on all axles. The weakest component determines the capacity of your undercarriage.



General guide only. Not to be used for licensing purposes.

HYDRAULIC DRUM BRAKE ASSEMBLIES

STANDARD TURNING - PER AXLE

Contains 2 hubdrums, 2 back plates, backweld plates, bearings, seals, dust caps, & wheel nuts.

C0801	STD HOLDEN	HYDRAULIC DRUM	9 X 1-3/4"
C0802	HQ HOLDEN	HYDRAULIC DRUM	9 X 1-3/4"
C0803	FORD	HYDRAULIC DRUM	9 X 1-3/4"
C0804	L/CRUISER 6 STUD	HYDRAULIC DRUM	9 X 1-3/4"
C0805	L/ROVER	HYDRAULIC DRUM	9 X 1-3/4"
C0806	4 STUD JAP	HYDRAULIC DRUM	9 X 1-3/4"
C0807	L/CRUISER 5 STUD	HYDRAULIC DRUM	9 X 1-3/4"
C0807B	L/L 5 STUD	HYDRAULIC DRUM	9 X 1-3/4"
C0808B	COMMODORE	HYDRAULIC DRUM	9 X 1-3/4"

SLIM LINE TURNING - PER AXLE

Contains 2 hubdrums, 2 back plates, backweld plates, bearings, seals, dust caps, & wheel nuts.

C0801B	STD HOLDEN	HYDRAULIC DRUM	9 x 1-3/4"
C0802B	HQ HOLDEN	HYDRAULIC DRUM	9 x 1-3/4"
C0803B	FORD	HYDRAULIC DRUM	9 x 1-3/4"
C0804B	L/CRUISER	HYDRAULIC DRUM	9 x 1-3/4"
C0805B	L/ROVER	HYDRAULIC DRUM	9 x 1-3/4"
C0806B	4 STUD JAP	HYDRAULIC DRUM	9 X 1-3/4"
C0808B	COMMODORE	HYDRAULIC DRUM	9 X 1-3/4"
C0810B	ALL PATTERNS	HYDRAULIC DRUM	10x 2"

PARALLEL TURNING - PER AXLE

C0815	L/CRUISER, L/ROVER & FORD	HYDRAULIC DRUM	10 X 2"
-------	---------------------------	----------------	---------

HEAVY DUTY HYDRAULIC DRUM BRAKE - PER WHEEL

Contains : 1 hubdrum, 1 brake plater, mount plate, bearings, seals, dust caps & wheel nuts

HA100	9 X 1-3/4" HYDRAULIC HUBDRUM ASSEMBLY - SAME BEARING AS HB100A		
	C1001 LH/RH	9" HYDRAULIC BRAKE PLATE	1
	H0733A	HUBDRUM	1
	H0742	BEARING & SEAL KIT	1
	C1102	BRAKE MOUNT PLATE	1
HA200	12 X 2 HYDRAULIC HUBDRUM ASSEMBLY - SAME BEARINGS AS HB200		
	H0806A	HUBDRUM 12X2	1
	H0816	BEARING & SEAL KIT	1
	H1245 LH/RH	12X2 HYDRAULIC BRAKEPLATE	1
	H1303	BRAKE MOUNT PLATE	1

HYDRAULIC DRUM BRAKES (NO HUB) - PER WHEEL

Per Wheel. Suit 1500Kg, 2000Kg & 3000Kg hubs.

Drilled to suit your hub. Hubs not included.

HC050	BRAKE ASSEMBLY 9 X 1-3/4" HYDRAULIC
HC150	BRAKE ASSEMBLY 10 X 2" HYDRAULIC
HC450	BRAKE ASSEMBLY 12 X 2" HYDRAULIC



AXLE

WHEEL

BRAKES - HYDRAULIC

MECHANICAL CABLE DRUM BRAKE ASSEMBLIES

Contains 2 hubdrums, 2 back plates, backweld plate, bearings, seals, dust caps, & wheel nuts.

STANDARD TURNING 1 Tonne ASSEMBLIES - PER AXLE

C1301	STANDARD HOLDEN	MECHANICAL DRUM	9 X 1-3/4"
C1302	HQ HOLDEN	MECHANICAL DRUM	9 X 1-3/4"
C1303	FORD	MECHANICAL DRUM	9 X 1-3/4"
C1304	L/CRUISER 6 STUD	MECHANICAL DRUM	9 X 1-3/4"
C1305	L/CRUISER 5 STUD	MECHANICAL DRUM	9 X 1-3/4"
C0808B	COMMODORE	HYDRAULIC DRUM	9 X 1-3/4"

AXLE

SLIM LINE TURNING 1.25 Tonne ASSEMBLIES - PER AXLE

C1301B	STANDARD HOLDEN	MECHANICAL DRUM	9 x 1-3/4"
C1302B	HQ HOLDEN	MECHANICAL DRUM	9 x 1-3/4"
C1303B	FORD	MECHANICAL DRUM	9 x 1-3/4"
C1304B	L/CRUISER 6 STUD	MECHANICAL DRUM	9 x 1-3/4"
C1305B	L/CRUISER 5 STUD	MECHANICAL DRUM	9 x 1-3/4"
C0808B	COMMODORE	HYDRAULIC DRUM	9 X 1-3/4"

HEAVY DUTY MECHANICAL DRUM - PER WHEEL

Contains 2 hubdrums, 2 back plates, backweld plate, bearings, seals, dust caps, & wheel nuts.

HA100A	1500Kg MECHANICAL HUBDRUM ASSEMBLY -SAME BEARING AS HB100A		
	C1401 LH/RH	9" HYDRAULIC BRAKE PLATE	1
	H0733A	HUBDRUM	1
	H0742	BEARING & SEAL KIT	1
	C1901	BRAKE MOUNT PLATEE	1

MECHANICAL DRUM BRAKES - PER WHEEL

Per Wheel. Suit 1500Kg, 2000Kg & 3000Kg hubs. Drilled to suit your hub. Hubs not included.

HC055	BRAKE ASSEMBLY 9 X 1-3/4" MECHANICAL : LEVER PULL		
	C1401 LH or RH Back plate mech.	9 x 1-3/4"	1
	C0907 Brake drum	9 x -3/4"	1
	C1901 Mech mount plate	suit 45mm sq.	1


WHEEL

BRAKES KITS

Kit includes cable, pulleys, adjuster and wire clamps.

C2910	SINGLE AXLE MECHANICAL BRAKE KIT
C2912	TANDEM AXLE MECHANICAL BRAKE KIT

HYDRAULIC & MECHANICAL DRUM SPARES

C0901	HUBDRUM STD HOLDEN STUDDED
C0902	HUBDRUM HQ HOLDEN STUDDED
C0903	HUBDRUM FORD STUDDED
C0904	HUBDRUM TURNED ONLY 9X1-3/4
C0905	HUBDRUM COMMODORE STUDDED
C0907	BRAKE DRUM BLANK 9X1-3/4
C0907A	BRAKE DRUM L/C 6 Stud 9X1-3/4
C0907B	BRAKE DRUM L/C 5 Stud 9X1-3/4
C0908	HUBDRUM F100 FORD STUDDED
C0909	HUBDRUM L/CRUISER : 6 STUD
C0909A	HUBDRUM L/CRUISER : 5 STUD
C0910	HUBDRUM ALKO : 9X1-3/4
C0910A	HUBDRUM ALKO : ANY PATTERN
C0911	HUBDRUM L/ROVER 5/8
C0912	HUBDRUM 4 STUD JAP
C0913	HUBDRUM SPECIAL STUD PATTERN
H1101	BRAKE DRUM 11 X 2-1/2 BARE
H1101	BRAKE DRUM 12 X 3 BARE
H1102	BRAKE DRUM 11 X 2-1/2 DRILLED

HYDRAULIC SPARES

C1001B	BRAKE-PLATE 9x1-3/4 HYD & H/BRAKE
C1001-LH	BRAKE-PLATE 9X1-3/4 HYD (EA)
C1001-RH	BRAKE-PLATE 9X1-3/4 HYD (EA)
C1010-LH	BRAKE-PLATE 10x2-1/4 HYDRAULIC
C1010-RH	BRAKE-PLATE 10x2-1/4 HYDRAULIC
C1050A	HYD SHOES 9x1-3/4" / AXLE
C1052	WHEEL CYLINDER 9X1-3/4 : 3/4
H1245-LH	BRAKEPLATE ASSY 12 X 2 HYD
H1245-LH	BRAKEPLATE ASSY 12 X 2 HYD

MECHANICAL SPARES

C1401-LH	BRAKEPLATE MECH-LEVER 9x1-3/4
C1401-RH	BRAKEPLATE MECH-LEVER 9x1-3/4
C1402	BRAKEPLATE MECH-CENTRE 9x1-3/4
C1403	BRAKEPLATE MECH/HYD 9x1-3/4
C1514A	9" MECH BRAKE SHOES: PER AXLE

GENERAL BRAKE SPARES

C3001	BRAKE HOSE MALE & FEMALE
C3003	HOSE CLIPS
C3005	HOSE BRACKETS
C3101	AXLE TEE 3/8"
C3201	SHORT TUBE NUT : 3/8
C3202	LONG TUBE NUT : 3/8
C3203	SHORT TUBE NUT : 7/16
C3207	WASHER : COPPER SUIT ADAPTER
C3210	PIPE JOINER 3/8"-3/8"
C3212	RESIDUAL PRESSURE VALVE :10LB
C3302	BLEED SCREW SUIT C1001
C3303	ADAPTOR 10mm(MALE)-3/8BLUE
C3306	ADAPTER 10MM(MALE)-7/16
C3307	ADAPTER 3/8" (MALE)-3/8"
C3401	COPPER TUBING 3/16 :30MTR
C3402	COPPER TUBING 3/16 : PER METRE
C3404	BUNDY TUBING - 3/16 : 26 METRE
C3404A	BUNDY TUBING - 3/16 PER METER
C3404B	BUNDY TUBING - 3/16 : 6M ROLL
C3406A	BUNDY TUBING - 17
C3406B	BUNDY TUBING - 42-1/2
C3406C	BUNDY TUBING - 54-1/2
C3406D	BUNDY TUBING - 56-1/2
C3406E	BUNDY TUBING - 66-1/2
C3410	COPPER TUBING 1/4
C3415	TUBING CLAMP 6mm (Bag of 10)
C3500	CABLE 4MM : STAINLESS
C3501	CABLE 4MM
C3502	CABLE 5MM
C3503A	CABLE ADJUSTER : ALKO
C3504	CABLE PULLEY
C3506	CABLE CRIP 5MM

BRAKE MOUNT PLATES

C1101	BRAKE MOUNT PLATE :HYD 40MM SQ
C1102	BRAKE MOUNT PLATE :HYD 45MM SQ
C1104	BRAKE MOUNT PLATE :HYD 39MM RD
C1105	BRAKE MOUNT PLATE :HYD 50MM RD
C1501	MOUNT PLATE :ELEC/MECH 40MM SQ
C1502	MOUNT PLATE :ELEC/MECH 39MM RD
C1901	MOUNTplate ELECT-MECH 45mm SQU
C1903	MOUNTplate ELECT-MECH 43mm RND
C1904	MOUNTplate ELECT-MECH 50SQR
H1301	BACKWELD PLATE :11X2 HYDRAULIC
H1303	BACKWELD PLATE :12 HYD & ELECT
H1303A	BACKWELD PLATE :12 HYD & ELECT 63MM ROUND
H1305	BACKWELD PLATE : 11x2 MECH.

ELECTRIC DRUM BRAKE ASSEMBLIES

Contains 2 hubdrums, 2 back plates, backweld plate, bearings, seals, dust caps, & wheel nuts.

STANDARD TURNING ASSEMBLIES - PER AXLE using TRAILTEC Brakeplate

C1601	STANDARD HOLDEN	ELECTRIC DRUM
C1602	HQ HOLDEN	ELECTRIC DRUM
C1603	FORD	ELECTRIC DRUM
C1605	L/CRUISER 6 STUD	ELECTRIC DRUM

SLIM LINE TURNING ASSEMBLIES - PER AXLE using TRAILTEC Brakeplate

C1601B	STANDARD HOLDEN	ELECTRIC DRUM
C1602B	HQ HOLDEN	ELECTRIC DRUM
C1603B	FORD	ELECTRIC DRUM
C1605B	L/CRUISER 6 STUD	ELECTRIC DRUM

STANDARD TURNING ASSEMBLIES - PER AXLE using ALKO Drums & Brakeplates

C1621	STANDARD HOLDEN	ELECTRIC DRUM
C1622	HQ HOLDEN	ELECTRIC DRUM
C1623	FORD	ELECTRIC DRUM
C1625	L/CRUISER 6 STUD	ELECTRIC DRUM

SLIM LINE TURNING ASSEMBLIES - PER AXLE using ALKO Drums & Brakeplates

C1621B	STANDARD HOLDEN	ELECTRIC DRUM
C1622B	HQ HOLDEN	ELECTRIC DRUM
C1623B	FORD	ELECTRIC DRUM
C1625B	L/CRUISER 6 STUD	ELECTRIC DRUM

PARALLEL TURNING ASSEMBLIES - PER AXLE

Uses LM68149 / 10 (slimline) bearing inner and outer & ALKO Brakeplates

C1610	L/CRUISER	6 STUD	ELECTRIC DRUM	10 X 2"
C1611	L/CRUISER	5 STUD	ELECTRIC DRUM	10 X 2"
C1610C	L/CRUISER	6 STUD	OFFROAD	10 X 2"
C1611C	L/CRUISER	5 STUD	OFFROAD MAGNET	10 X 2"

HEAVY DUTY HUB DRUM ASSEMBLY - PER WHEEL

HA200	12x2 ELECTRIC HUBDRUM ASSEMBLY (2000KG PER AXLE)	
	H0806A Hub drum 12x2 (one piece)	1
	H0816 Bearing & seal kit 25580/20 LM67048/10	1
	H1220-LH or RH TRAILTEC 12x2 electric plate	1
	H1303 Back weld plate 50mm square	1

ELECTRIC DRUM BRAKES - PER WHEEL

Suit 1500Kg, 2000Kg & 3000Kg hubs. Drilled to suit your hub. Hubs not included.

HC300	BRAKE ASSEMBLY 10 x 2 " ELECTRIC
HC400	BRAKE ASSEMBLY 12 x 2" ELECTRIC
HC900	BRAKE ASSEMBLY 12-1/4 x 3-3/8" ELECTRIC (3T/PR)

AXLE

WHEEL

ELECTRIC DRUM SPARES

C1701	STD ELECTRIC HUBDRUM : 10X2	C2004	CLIPS FOR MAGNET ELECTRIC
C1702	HQ ELECTRIC HUBDRUM : 10X2	C2004A	SPRING FOR MAGNET ELECTRIC
C1703	FORD ELECTRIC HUBDRUM : 10X2	C2005	BREAKAWAY SWITCH - TEKONSHA
C1704	BLANK ELECTRIC DRUM ONLY	C2006	BRAKE-SAFE BATTERY 5000 : 7AMP
C1705	L/C ELECTRIC HUBDRUM : 6 STUD	C2006A	BRAKE-SAFE BATTERY XP :9 AMP
C1705A	L/C ELECTRIC HUBDRUM : 5 STUD	C2006B	BRAKAWAY BATTERY TEKOSHIA
C1706	LANDROVER ELECTRIC HUBDRUM	C2007	ELEC 10X2 ACTUATING LEVER: R/H
C1708	ELECTRIC 10 X 2 HUBDRUM:TURNED	C2008	ELEC 10X2 ACTUATION LEVER: L/H
C1710	ELECT 10X2 PARALLEL L/C 6 Stud	C2010	ELEC 10" SHOES TRAILtech /AXLE
C1710A	ELECT 10X2 PARALLEL L/ROVER	C2012	ELEC 10X2 ADJUSTER LINK
C1710B	ELECT 10X2 PARALLEL L/C 5 Stud	C2020	ELECTRIC REDUCER 24-12V EB24A
C1711	ELECT 10X2 PARALLEL TURNEDonly	C2024	CIRCUIT BREAKER 20A
C1712	COMMODORE ELECTRIC HUBDRUM : 10X2	C2026	CIRCUIT BREAKER 30A for SENS-A-BRAKE
C1721	ELECTRIC 10 X 2 HUBDRUM : ALKO HT	C2027	BREAKSAFE 30016 CHARGER
C1722	ELECTRIC 10 X 2 HUBDRUM : ALKO HQ	C2028	BREAKSAFE 6000 Remote Monitor
C1723	ELECTRIC 10 X 2 HUBDRUM : ALKO FORD	C2029	BREAKSAFE 5000CI ISOLATOR
C1725	L/C ELECTRIC HUBDRUM : ALKO 6 STUD	C2030	BRAKE SHOES 12X2 per AXLE : TRAILTEC
C1725A	L/C ELECTRIC HUBDRUM : ALKO 5 STUD	C2032	BRAKE SHOES 12X2 per AXLE : ALKO
C1801-LH	10x2-1/4 ELEC BRAKE- ALKO	H1210-LH	BRAKE PLATE 12X2 ELECTRIC ALKO
C1801-RH	10x2-1/4 ELEC BRAKE- ALKO	H1210-RH	BRAKE PLATE 12X2 ELECTRIC ALKO
C1810-LH	10x2-1/4 ELEC BRAKE-OFF ROAD	H1215-LH	12X2 OFFROAD ELEC B/PLATE
C1810-RH	10x2-1/4 ELEC BRAKE-OFF ROAD	H1215-RH	12X2 OFFROAD ELEC B/PLATE
C1815-LH	10x2-1/4 ELEC BRAKE :TrailTeck	H1220	BRAKE DRUM 12 X 2 ELECTRIC
C1815-RH	10x2-1/4 ELEC BRAKE :TrailTeck	H1220-LH	BRAKE PLATE ASSY 12X2 TRAILTEC
C1820-LH	10x2-1/4 ELEC BRAKE- DEXTER	H1220-RH	BRAKE PLATE ASSY 12X2 TRAILTEC
C1820-RH	10x2-1/4 ELEC BRAKE- DEXTER	H1225-LH	BRAKE PLATE ASSY 12x2 DEXTER3K
		H1225-RH	BRAKE PLATE ASSY 12x2 DEXTER3K
C2002	MAGNET - DEXTER : 10"	H0806	2T HUB & 12 X 2 DRUM (2 PIECE)
C2002B	MAGNET - DEXTER : 12" 2T/PR	H0806A	2T HUB DRUM (1 PIECE)
C2003	MAGNET - OVAL : 10" GREEN WIRE		
C2003A	MAGNET - ROUND WITH CAST LUG		
C2003B	MAGNET - ALKO : 12" WHITE WIRE		
C2003B-LH	MAGNET - ALKO : 12" OFF ROAD WHITE WIRE		
C2003B-RH	MAGNET - OVAL : 12" OFF ROAD WHITE WIRE		
C2003-LH	MAGNET - OFF ROAD : LEFT HAND GREEN WIRE		
C2003-RH	MAGNET - OFF ROAD : RIGHT HAND GREEN WIRE		

C2801A THE ENERGIZER III

- Easily adjustable pendulum
- "Visual Level Indicator"
- Roller style gain control
- Red LED indicator warns of short circuits and braking intensity


C2801E HAYMAN REESE

- Display shows "Output" setting, "Sync" setting, brake overload or short connect
- Thumb wheel type "Output" control.
- Advanced internal circuit protection
- 100% solid state construction.
- No moving parts or pendulums.
- "Sync" adjustment for different trailers


C2801C TEKONSHA VOYAGER 9030

- Recessed controls protect gain and level settings from accidental readjustment.
- Broad control range makes setting quick and easy.
- The green LED shows the unit is on and the circuit with trailer brakes complete.
- As braking applied, the colour gradually from green to red, to indicate braking


C2810 ATS TRAILER MOUNT

- Can be Trailer mounted only for non-road use
- 100% solid state construction
- No moving parts or pendulum


C2805 TEKONSHA P3

- 5 storable setting options for different trailers or driver preferences
- A distinct, easy-to-read LCD display with multiple screen colour options
- Diagnostics show output current, battery/brake/output voltage
- A "flashing red" warning system alerts user to "No Trailer Brake" situations. Select Electric over Hydraulic or Electric trailer brake mode
- "The Original Boost" feature


C2812 REDARC REMOTE

- Miniature solid-state with remote controls.
- Can mount in any direction and requires no mechanical set up.
- Made in Australia


C2814 ELEC CONTROL :REDARC TOW-PRO 12 & 24 VOLT REMOTE

- Tow-Pro requires minimal dash space.
- Simple to install and operate.
- The Tow-Pro™ offers selectable Automatic or User Controlled trailer braking modes
- Able to operate both electric and electric/hydraulic trailer brakes
- Operate from 12V or 24V vehicle systems without the need for extra components


C2805B TEKONSHA PRODIGY P2

- Reverse battery protection
- Designed to work with electric over hydraulic brake systems.
- Numerous mounting options
- Digital display depicts voltage delivery
- No level adjustment necessary
- Works proportionally in reverse
- "Boost" feature
- Continual diagnostics for proper connection, magnet conditions etc


C2830 WIRING HARNESS

- Plug N Play to suit Tekonsha controllers


C2832 WIRING HARNESS

- Plug N Play to suit Tekonsha controllers and 30amp plug



		INERTIA	REMOTE	12/24V	PLUG & PLAY	PROGRAM-ABLE	WARRANTY	NO AXLES	ELECT/HYDR
C2801A	HAYES ENERGIZER	Y	N	N	Y	N	5YRS LIMITED	2	N
C2801C	VOYAGER 9030	Y	N	N	Y	N	5YRS LIMITED	4	N
C2805	TEKONSHA P3	Y	N	N	Y	Y	LIMITED LIFETIME	4	Y
C2805	PRODIGY P2	Y	N	N	Y	Y	LIMITED LIFETIME	2	Y
C2801E	HAYMAN REESE	N	N	N	Y	N	3 YRS	2	N
C2810	ATS	N	N	N	N	N		2	N
C2812	REDARC REMOTE	N	Y	N	N	N	2 YRS	3=12V	N
C2814	REDARC TOW-PRO	Y	Y	Y	N	N	2 YRS	2=24V	MOST

HYDRAULIC DISC BRAKE ASSEMBLIES - STANDARD - PER AXLE

Contains : 2 hub-disc, 2 calipers, caliper mount plates, bearings, seals, dust caps, & wheel nuts.

ALKO CALIPERS

STANDARD TURNING 1 Tonne ASSEMBLIES

C2100	COMMODORE	260mm x 13mm DISC & ALKO DACROMET CALIPER
C2101	STANDARD HOLDEN	260mm x 13mm DISC & ALKO DACROMET CALIPER
C2102	HQ HOLDEN	260mm x 13mm DISC & ALKO DACROMET CALIPER
C2103	FORD	260mm x 13mm DISC & ALKO DACROMET CALIPER
C2104	L/CRUISER 6STUD	280mm x 13mm DISC & ALKO DACROMET CALIPER
C2104C	L/CRUISER 5STUD	280mm x 13mm DISC & ALKO DACROMET CALIPER

DISC BRAKES : HYDRAULIC SLIMLINE - PER AXLE

Contains : 2 hub-disc, 2 calipers, caliper mount plates, bearings, seals, dust caps, & wheel nuts.

ALKO CALIPERS

SLIM LINE TURNING

C2100B	COMMODORE	260mm DISC & ALKO DACROMET CALIPER
C2101B	STANDARD HOLDEN	260mm DISC & ALKO DACROMET CALIPER
C2102B	HQ HOLDEN	260mm DISC & ALKO DACROMET CALIPER
C2103B	FORD	260mm DISC & ALKO DACROMET CALIPER
C2104B	L/CRUISER 6STUD	280mm DISC & ALKO DACROMET CALIPER
C2104B	L/CRUISER 5STUD	280mm DISC & ALKO DACROMET CALIPER

MARINISED HYDRAULIC CALIPER DISC ASSEMBLIES - PER AXLE

Contains : 2 hub-disc, 2 calipers, caliper mount plates, bearings, seals, dust caps, & wheel nuts.

Nominate stud pattern when ordering

SLIM LINE TURNING

C2122B	ALKO STAINLESS	260mm DISC & ALKO STAINLESS CALIPER
C2123B	ALKO STAINLESS L/C	280mm DISC & ALKO STAINLESS CALIPER

HEAVY DUTY HYDRAULIC DISC BRAKE - PER WHEEL

Contains : 1 hub-disc, 1 caliper, caliper mount plate, bearings, seals, dust caps & wheel nuts

HA120	1500Kg HYDRAULIC HUBDISC ASSEMBLY -SAME BEARING AS HB100A		
	C2286	ALKO DACROMET CALIPER	1
	H0733	HUBDISC	1
	H0742	BEARING & SEAL KIT	1
	H1309A	CALIPER MOUNT PLATE	1
HA220	2000Kg HYDRAULIC HUBDISC ASSEMBLY -SAME BEARING AS HB200)		
	C2286	ALKO DACROMET CALIPER	1
	H0809A	HUBDISC	1
	H0816	BEARING & SEAL KIT	1
	H1309	CALIPER MOUNT PLATE	1

DISC BRAKES - PER AXLE

Per wheel. Suit 1500Kg, 2000Kg & 3000Kg hubs. Drilled to suit your hub. Hubs not included.

Under-rated brakes will down rate the axle

HC800	BRAKE ASSEMBLY HYDRAULIC DISC - ALKO (1.5T/PR)		
	C2286	ALKO dacromet hydraulic caliper	1
	H1285B	Disc : Cast 280 x 13mm	1
	H1309/A	Comb caliper mount plate 45/50 mm	1
HC810	BRAKE ASSEMBLY HYDRAULIC DISC - ALKO (2T/PR)		
	C2286	ALKO dacromet hydraulic caliper	2
	H1285B	Disc : Cast 280 x 13mm	1
	H1309/A	Comb caliper mount plate 45/50 mm	2

AXLE

WHEEL

BRAKES - HYDRAULIC DISC

HYDRAULIC DISC SPARES

C2201	DISC & HUB 22mm STD HYDRAULIC	C2310	DISC BRAKE PAD (VN) / AXLE
C2202	DISC & HUB 22mm HQ HYDRAULIC	C2311A	DISC BRAKE PADS (MECH) :/ AXLE
C2203	DISC & HUB 22mm FORD HYDRAULIC	C2312	TRIGG HYD : BLEED SCREW
C2204	DISC & HUB 22mm L/C 6 STUD HYD	C2312A	COMMODORE HYD 10mm: BLEED SCREW
C2204A	DISC & HUB 22mm L/C 5 STUD HYD	C2313	TRIGG HYD : O-RING
C2205	DISC & HUB 13mm HT	C2314	STAINLESS SLIDE -TRIGG CALIPER
C2205G	DISC & HUB 13mm HT DACROMET	C2314A	SLIDE HOUSING -TRIGG CALIPER
C2206	DISC & HUB 13mm HQ	C2315	MECH Caliper BOLT 2-1/4X7/16"
C2206G	DISC & HUB 13mm HQ DACROMET	C2318	PRESSURE PLATE -TRIGG CALIPER
C2207	DISC & HUB 13mm FORD	C2320	90 DEGREE ARM -TRIGG CALIPER
C2207G	DISC & HUB 13mm FORD DACROMET	C2322	STRAIGHT ARM -TRIGG CALIPER
C2210	DISC & HUB 13mm BEEHIVE VELOX	C2324	LOCK TAB PLATE -MECH CALIPER
C2211	DISC & HUB 13mm JAP MECHANIC	C2326	ADJUSTING BOLT -MECH CALIPER
C2212	DISC & HUB 13mm L/C : 6 STUD	C2328	RETURN SPRING -MECH CALIPER
C2213	DISC & HUB 13mm L/C : 5 STUD	C2329	HYD CYLINDER -TRIGG CALIPER
C2214	DISC & HUB 13mm COMMODORE	C2340	ALKO HYD CALIPER PAD :EA
C2220	DISC & HUB 13mm BLANK 260mm	C2341	ALKO MECHANICAL SLIDE Ea
C2222	DISC & HUB 13mm BLANK 285mm	C2343	ALKO BLEED SCREW - BRASS
C2224	DISC & HUB-22mm BLANK 260mm	C2344	ALKO PISTON KIT PHENOLIC
H1285	BLANK DISC (2-3t HUB) 280x20mm	C2346	ALKO HYD STAINLESS / DACROMET SLIDE KIT
H1285A	BLANK DISC (1.5t HUB) 280x20mm	C2347	ALKO PISTON SEAL REPAIR KIT
H1285B	BLANK DISC (2-3 HUB) 280x13mm	C2403	MECH DISC MOUNTPLATE BARE:40MM
H1285C	BLANK DISC (1.5t HUB) 280x13mm	C2403A	MECH DISC MOUNTPLATE BARE:45MM
H1286	BLANK DISC (TRIGG 14mm) Narrow	C2403B	MECH DISC MOUNTPLATE BARE:39MM
H1290	BLANK DISC (suit L/ROVER) 13MM	C2404	MOUNTPLATE-COMMODORE DISC 40MM
H1292	BLANK DISC (suit L/ROVER) 20MM	C2404A	MOUNTPLATE-COMMODORE DISC 45MM
C2285	CALIPER ALKO:HYDR Stainless	C2407	MOUNTPLATE-COMMODORE V8 45MM
C2286	CALIPER ALKO:HYDRALIC Dacromet	C2408	MOUNTPLATE-ALKO CALIPER 40MM
C2290	CALIPER HYDR MARINE V8 : RIGHT	C2408A	MOUNTPLATE-ALKO CALIPER 45MM
C2292	CALIPER HYDR MARINE V8 : LEFT	C2921	BRAKE KIT SINGLE HYDR : DISC
C2303A	CALIPER MECHANICAL : TRIGG EA	C2923	BRAKE KIT TANDEM HYDR : DISC
C2303C	CALIPER MECHANICAL : ALKO EA	C2925	BRAKE KIT TRIAXLE HYDR : DISC
C2304	CALIPER MECH 2T/PR F/WARD ALKO LARGE	H1308	BACKWELD PLATE :Trig&Com. 50sq
C2304A	CALIPER MECH 2T/PR CENTRE ALKO LARGE	H1308A	BACKWELD PLATE :Trig&Com. 45sq
C2305	CALIPER TRIGG HYDRAULIC R/H	H1309	BACKWELD PLATE ALKO 50mm
C2306	CALIPER TRIGG HYDRAULIC : L/H	H1309A	BACKWELD PLATE ALKO 45mm
		C2910	BRAKE KIT SINGLE AXLE MECHANICAL
		C2912	BRAKE KIT-T/AXLE MECHANICAL



MECHANICAL DISC BRAKE ASSEMBLIES

Contains : 2 hub-disc, 2 straight arm calipers, mount plates, bearings, seals, dust caps, & wheel nuts.

STANDARD TURNING 1 Tonne ASSEMBLIES - PER AXLE

C2106	STANDARD HOLDEN	MECHANICAL DISC	260mm
C2107	HQ HOLDEN	MECHANICAL DISC	260mm
C2108	FORD	MECHANICAL DISC	260mm
C2110	VELOX WHEELS	MECHANICAL DISC	260mm
C2112	JAP	MECHANICAL DISC	260mm
C2118	COMMODORE	MECHANICAL DISC	260mm
C2114	L/CRUISER 6 STUD	MECHANICAL DISC	280mm
C2114C	L/CRUISER 5 STUD	MECHANICAL DISC	280mm

AXLE

SLIM LINE TURNING 1.25 Tonne ASSEMBLIES - PER AXLE

C2106B	STANDARD HOLDEN	MECHANICAL DISC	260mm
C2107B	HQ HOLDEN	MECHANICAL DISC	260mm
C2108B	FORD	MECHANICAL DISC	260mm
C2110B	VELOX WHEELS	MECHANICAL DISC	260mm
C2118B	COMMODORE	MECHANICAL DISC	260mm
C2112B	JAP	MECHANICAL DISC	260mm
C2114B	L/CRUISER 6 STUD	MECHANICAL DISC	280mm
C2114B	L/CRUISER 5 STUD	MECHANICAL DISC	280mm

HEAVY DUTY MECHANICAL HUBDISC BRAKE ASSY - PER WHEEL

Contains : 1 hub-disc, 1 caliper, caliper mount plate, bearings, seals, dust caps & wheel nuts
Nominate stud pattern

HA130	1500Kg HYDRAULIC HUBDISC ASSEMBLY -SAME BEARING AS HB100A		
	C2303C	ALKO MECHANICAL CALIPET	1
	H0733	HUBDISC	1
	H0742	BEARING & SEAL KIT	1
	H1308A	CALIPER MOUNT PLATE	1
HA220	2000Kg HYDRAULIC HUBDISC ASSEMBLY -SAME BEARING AS HB200)		
	C2304	ALKO 2000Kg MECH CALIPER	1
	H0809A	HUBDISC	1
	H0816	BEARING & SEAL KIT	1
	H1308	CALIPER MOUNT PLATE	1

WHEEL

DISC BRAKE ASSEMBLYS - NO HUB

Contains : 1 disc, 1 caliper, caliper mount plate

HC840	1500Kg MECHANICAL DISC BRAKE ASSY – NO HUB		
	C2303C	ALKO MECHANICAL CALIPER	1
	H1285C	DISC	1
	H1308	CALIPER MOUNT PLATE	1
HC842	2000Kg MECHANICAL DISC BRAKE ASSY – NO HUB		
	C2304	ALKO 2000Kg MECH CALIPER	1
	H1285C	DISC	1
	H1308	CALIPER MOUNT PLATE	1


DEXTER BRAKE ASSY PER AXLE

K2210	DEXTER 12" BRAKE ASSY ELECT 6 L/C STUDDED
K2210A	DEXTER 12" BRAKE ASSY ELECT 5 L/C STUDDED
K2120	DEXTER 10" INNER L68111/L68149
K2121	DEXTER 10" OUTER L44610/L44649
K2122	DEXTER 10" SEAL 65x43.2x12
K2123	DEXTER 10" BEARING & SEAL KIT
K2125	DEXTER 10" DUST CAP 2"
K2130	DEXTER 12" INNER 25520/80
K2131	DEXTER 12" OUTER 4T15123/15245
K2132	DEXTER 12" SEAL 85x57x10 (PER PAIR)
K2133	DEXTER 12" SEAL 85.7x48x10 (Each)
K2135	DEXTER DUST CAP 2T
K2140	DEXTER 12" BEARING & SEAL KIT
K2150	DEXTER 1/2" STUD SUIT DEXTER 12" H/DRUM
K2175	DEXTER 5 Stud FORD 10" ELEC DRUM ASSY
K2180	DEXTER 6 stud LC 10" ELEC DRUM ASSY
K2200	DEXTER FORD 10" H-DRUM ELECTIC
K2202	DEXTER L/CR 10" H-DRUM ELECTIC
K2220	DEXTER HUBDRUM 12" ELECT 6 L/C STUDDED
K2220A	DEXTER HUBDRUM 12" ELECT L/C 5 STUDDED
K2220B	DEXTER HUBDRUM 12" ELECT 8 STUD 165MM PCD
K2250	DEXTER HUBDRUM 12-1/4 x 3-3/8" ELECT
K2255	DEXTER BRAKE PLATE 12-1/4 x 3-3/8" ELECT
K2255-LH	DEXTER BRAKE PLATE 12-1/4 x 3-3/8" ELECT

DEEMAX HUBS PER WHEEL

K3001	DEEMAX HUB ASSY FORD
K3002	DEEMAX HUB FORD STUDDED
K3003	DEEMAX HUB ASSY L/C 6 STUD
K3004	DEEMAX HUB L/C 6 STUDDED


DEEMAX BRAKE ASSY PER AXLE

K3210	DEEMAX BRAKE ASSEMBLY HUBDISC Dacromet 10.2" FORD
K3212	DEEMAX BRAKE ASSEMBLY SLIPOVER Stainless 10.9" FORD
K3214	DEEMAX BRAKE ASSEMBLY SLIPOVER Stainless 12.0" 6 ST L/C
K3220	DEEMAX BRAKE ASSEMBLY SLIPOVER Dacromet 10.9" FORD
K3100	DEEMAX INNER L68111/L68149
K3101	DEEMAX OUTER L44610/L44649
K3102	DEEMAX SEAL 10" 65x43.2x12
K3105	DEEMAX BEARING & SEAL KIT
K3110	DEEMAX DUST CAP 2"
K3112	DEEMAX 12" SEAL 2.25"X3.376"
K3130	DEEMAX 12" INNER 25580/20
K3131	DEEMAX 12" OUTER 4T15123/15245
K3135	DEEMAX 12" BEARING & SEAL KIT
K3300	DEEMAX CALIPER HYD RH/LH MAXXcoated
K3301	DEEMAX CALIPER & H/BRAKE MAXXcoated
K3302	DEEMAX CALIPER S/STEEL RH/LH
K3310	DEEMAX HUBDISC 10.2" MAXXCOAT FORD
K3315	DEEMAX HUBDISC 12" MAXXCOAT 6 STUD
K3320	DEEMAX ROTOR 10.9" STAINLESS 5 STUD SLIPOVER
K3321	DEEMAX ROTOR 10.9" MAXX COAT 5 STUD SLIPOVER
K3322	DEEMAX ROTOR 12" STAINLESS 6 STUD SLIPOVER
K3323	DEEMAX ROTOR 12" MAXX COAT 6 STUD SLIPOVER
K3340	DEEMAX M/PLATE-10 45 S/OVER BENT (LH & RH)
K3341	DEEMAX M/PLATE-12 50 S/OVER STRAIGHT
K3343	DEEMAX M/PLATE-10 45 INTEGRAL STRAIGHT
K3344	DEEMAX M/PLATE-10 50 INTEGRAL STRAIGHT
K3345	DEEMAX M/PLATE-10" BOLT ON INTEGRAL
K3346	DEEMAX M/PLATE-12" BOLT ON
K3348	DEEMAX M/PLATE-12" BOLT ON OFFSET
K3350	DEEMAX BRAKE PADS (BOX) YELLOW CERAMIC
K3350S	DEEMAX BRAKE PADS (BOX) STAINLESS STEEL
K3351	DEEMAX HUB/DISC WHEEL STUD - PLATED
K3352	DEEMAX CALIPER MOUNT PINS & SLEEVE
K3352A	DEEMAX Caliper 3-8k RUBBER BUSH FOR SLIDE PIN
K3353	DEEMAX CALIPER EPDM RUBBER BOOT
K3354	DEEMAX CALIPER EPDM RUBBER SEAL
K3355	DEEMAX CALIPER BRASS BLEED SCREW

ALKO BRAKE SPARES

	ALKO Part No	
C0910	422100	HUBDRUM ALKO : 9X1-3/4
C1710	428220	HUBDRUM ELECTRIC 10 X 2 PARALLEL L/C 6 Stud
C1710B	428222	HUBDRUM ELECTRIC 10 X 2 PARALLEL L/C 5 Stud
C1721	428200	HUBDRUM ELECTRIC 10 X 2 : ALKO HT
C1722	428208	HUBDRUM ELECTRIC 10 X 2 : ALKO HQ
C1723	428210	HUBDRUM ELECTRIC 10 X 2 : ALKO FORD
C1725	428213	HUBDRUM ELECTRIC 10 X 2 : ALKO L/C 6 STUD
C1725A	428225	HUBDRUM ELECTRIC 10 X 2 : ALKO L/C 5 STUD
C1001-LH	311101	BRAKE-PLATE 9X1-3/4 HYDRAULIC (EA)
C1001-RH	311100	BRAKE-PLATE 9X1-3/4 HYDRAULIC (EA)
C1401-LH	321101	BRAKEPLATE MECHANICAL 9x1-3/4
C1401-RH	321100	BRAKEPLATE MECHANICAL 9x1-3/4
C1801-LH	331101	10x2-1/4 ELECTRIC BRAKE- ALKO
C1801-RH	331100	10x2-1/4 ELECTRIC BRAKE- ALKO
C1810-LH	331151	10x2-1/4 ELECTRIC BRAKE-OFF ROAD
H1101	415100	BRAKE DRUM 11 X 2-1/2 BARE
H1210-LH	331301	BRAKE PLATE 12X2 ELECTRIC ALKO
H1210-RH	331300	BRAKE PLATE 12X2 ELECTRIC ALKO
H1215-LH	331351	12X2 OFFROAD ELECTRIC B/PLATE
H1215-RH	331350	12X2 OFFROAD ELECTRIC B/PLATE
C2003	339010	MAGNET - ALKO OVAL : 10" GREEN WIRE
C2003B	339300	MAGNET - ALKO OVAL : 12" WHITE WIRE
C2003B-LH	339350	MAGNET - ALKO OVAL : 12" OFF ROAD WHITE WIRE
C2003B-RH	339355	MAGNET - ALKO OVAL : 12" OFF ROAD WHITE WIRE
C2003-LH	339250	MAGNET - OFF ROAD : LEFT HAND GREEN WIRE
C2003-RH	339255	MAGNET - OFF ROAD : RIGHT HAND GREEN WIRE
I0886	28000	SHOCK ABSORBER: BLUE SUIT ALKO AXLE
I0888	658003	SHOCK ABSORBER: BLACK SUIT BEAM AXLE
I0889	28005-hd	SHOCK ABSORBER: RED SUIT EUROPEAN CARAVAN
H1220	417100	BRAKE DRUM 12 X 2 ELECTRIC
K1040	443200	ALKO 1.5T HUB : STUDDERED
K1050	444200	ALKO 2T HUB : STUDDERED
K1060	445200	ALKO 3T HUB : STUDDERED
K1200	429001	ALKO HUBDRUM 12X2 6 STUD
K1202	429002	ALKO HUBDRUM 12X2 5 STUD
K1300	432127	ALKO 2T HUB DISC 6 STUD
K1302	432128	ALKO 2T HUB DISC 5 STUD
K1100	492010	ALKO 1.5T HUB INNER LM29749/10
K1101	491005	ALKO 1.5T HUB OUTER LM67048/10
K1102	493015	ALKO 1.5T HUB SEAL
K1103		ALKO 1.5T HUB KIT Bearings, Seals, D/Caps, Nuts
K1110	494005	ALKO 2T HUB INNER 30210J
K1111	494010	ALKO 2T HUB OUTER 15123/ 15245
K1112	494015	ALKO 2T SEAL
K1112A	494013	ALKO 2T SUPA SEAL
K1113		ALKO 2T HUB KIT Bearings, Seals, D/Caps, Nuts
K1130	494005	ALKO 3T HUB INNER 30210J
K1131	493002	ALKO 3T HUB OUTER LM29749/10
K1132	494015	ALKO 3T SEAL
K1133		ALKO 3T HUB KIT Bearings, Seals, D/Cap, Nuts

ALKO BRAKE ASSY PER AXLE

K1350-5	ALKO BRAKE ASSY 12" ELECTRIC 2250Kg 5 STUD L/C
K1350-6	ALKO BRAKE ASSY 12" ELECTRIC 2250Kg 5 STUD L/C
K1360-5	ALKO BRAKE ASSY HYDR DISC 300mm 5-L/C
K1360-6	ALKO BRAKE ASSY HYDR DISC 300mm 6-L/C

sales@trailerparts.net.au

Bayswater

Ph 9279 5777

Fx 9377 1156

O'Connor

Ph 9314 2222

Fx 9337 1897

Wangara

Ph 9302 2800

Fx 9302 2600

BREAK SAFE

New Model
Electric Brake Break - Away System

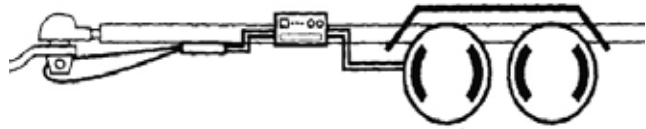
H1915	MODEL 6000	1 & 2 axles
H1917	MODEL 6000 XP	3 axles
H1918	RM6000 Remote battery sensor	
C2005	Break-Away switch	
C2006	Battery for Break-Safe	



Break - Away will automatically apply the electric brakes and brake lights on the trailer in the event of an accidental separation from the towing vehicle. The unit is compact and suits caravans, trailers and horse floats. Break-Safe can be used with all electric brakes and requires no modification to the trailer besides ensuring that the unit is mounted in a protected area. Break-Safe uses pin 5 of a standard seven pin plug. Enclosed in the unit is a long life gel cell battery which recharges off the car battery. The unit includes a manual test circuit and on charge indicator.

The battery is able to be charged externally. We recommend the unit be installed by an auto electrician.

Break away brakes are required on all licensed trailers over 2000kg aggregate. The unit includes a break-away switch which connects to the vehicle via a wire loop. In the event of a break away the pin is pulled from the switch activating Break - Safe system



HOPKINS ENGAGER

New Model
Electric Brake Break - Away System

H1920	HOPKINS ENGAGER BREAK-AWAY UNIT **Not suitable for NSW registered trailers
-------	---



BRAKE COMMANDER

H1930	BRAKE COMMANDER ASSEMBLY Includes breakaway switch and master cylinder
H1932	BRAKE COMMANDER POWER UNIT ONLY
H1934	BRAKE COMMANDER REMOTE CONTROL



Brake Commander is a hydraulic trailer Brake Controller / trailer Brake Actuator designed and assembled in Australia. Brake Commander is a wireless system consisting of a trailer mounted unit and a wireless remote. Our unique design and features are approved and conform to ADR38 and VSB1 for trailers up to 4.5T ATM.

The benefit of our electro-mechanical system is that it is extremely efficient. In fact it is so efficient and user friendly you do not need to install any wiring into your vehicle to power Brake Commander. It simply draws all the power necessary from the tail light circuit of most standard trailer wiring systems, and in case you prefer not to use your tail lights we developed our Dual Power feature.



Brake Commander provides intelligent proportional hydraulic brake control for your Boat Trailer, Caravan / Towable RV, Horse Floats or any other trailer that requires brakes. When fitted with a 3/4" master cylinder Brake Commander will deliver up to 1400psi, but we didn't just stop there, we also developed intelligent safety monitoring features, an Electronic Park Brake and Break-Away Ready functionality.



ALKO iQ7

Uses an approved motion sensing in vehicle controller

H1950	ALKO iQ7 1000E TRAILER SIDE
H1951	ALKO iQ7 1000E VEHICLE SIDE

ALKO iQ7 EXTREME

Vehicle & Trailer components together

H1960-A	ALKO iQ7	EXTREME Car&TRAILER KIT
H1960-M	ALKO iQ7	EXTREME Car&TRAILER KIT MANUAL
H1962	ALKO iQ7	EXTREME INCAR KIT MANUAL
H1962A	ALKO iQ7	EXTREME IN CAR AUTOMATIC
H1970	ALKO iQ7	EXTREME ACTUATOR ONLY TRAILER SIDE
H1975	ALKO iQ7	1400psi ACTIVATOR

There are two iQ7 models available. iQ7 and iQ7 XTREME can be used with your existing approved motion sensing brake controller for convenience and cost savings while iQ7 XTREME has additional features for ultimate safety and performance (XTREME controller, mouse and pedal).

PRODUCT RANGE		MODELS	
	iQ7 and iQ7 XTREME Actuator Features <ul style="list-style-type: none"> Compressed air chamber for unparalleled stopping performance Breakaway technology incorporated - activates trailer brakes if it becomes separated from the tow vehicle 		
ADDITIONAL COMPONENTS		<div style="display: flex; justify-content: space-between;"> <div style="writing-mode: vertical-rl; transform: rotate(180deg);">iQ7 for use with existing AL-KO Approved Motion Sensing Electric Brake Controller</div> <div style="writing-mode: vertical-rl; transform: rotate(180deg);">iQ7 XTREME complete package</div> </div>	
	<ul style="list-style-type: none"> Smoother proportional braking Faster response time Greater control in an emergency 		
	<ul style="list-style-type: none"> Detects & informs driver of lack of air pressure or air leakage Detects & informs driver of Inadequate power feed Detects & informs driver of excessive duty cycle Detects & informs driver of trailer disconnection 		
	<ul style="list-style-type: none"> Panic button for independent braking of the trailer in emergency situations Gain Control lever for instant adjustment of braking characteristics 		

CARLISLE
Industrial Brake and Friction. **HYDRASTAR**

H1910	HYDRASTAR & BREAKSAFE
H1910A	HYDRASTAR & CARLISLE USA BREAKAWAY
H1910B	HYDRASTAR & HOPKINS BREAKAWAY
H1913	HYDRASTAR XL 1200psi allows the trailer to be towed by any vehicle without the use of a hard wired in-cab controller. HydraStar XL uses its own portable controller which plugs into the cigarette lighter of the tow vehicle.
H1913A	HYDRASTAR XL 1600psi
H1911	HYDRASTAR 1200 psi Generation 7 PUMP UNIT
H1911A	HYDRASTAR 1600 psi Generation 7 PUMP UNIT
H1912	HYDRASTAR BATTERY
H1914C	HYDRASTAR CAP



Controller Not Included

The HYDRASTAR's electro-hydraulic operation eliminates many of the problems faced by traditional override brakes and is a cheaper alternative to vacuum or air brakes. The HYDRASTAR eliminates problems associated with backing a trailer uphill typical with surge brake systems. A solenoid valve instantly applies and releases the trailer brakes every time the unit is actuated and controlled by In cab electronic brake control module. Ideal for use on boat trailers. Includes an Emergency Brakeaway System which automatically locks the brakes on the trailer in the event that the trailer becomes separated from the towing vehicle. The unit maintains pressure to the trailer brakes for 15 plus minutes.


sales@trailerparts.net.au

Bayswater	O'Connor	Wangara
Ph 9279 5777	Ph 9314 2222	Ph 9302 2800
Fx 9377 1156	Fx 9337 1897	Fx 9302 2600

NEW TYRE & TUBES

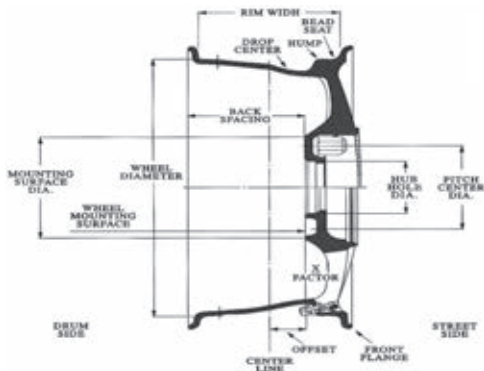
Part No	Description	PCD	Finish	Use
C3630	TYRE & TUBE	400 X 8 LT	6 PLY	HIGHWAY
C3631	TYRE & TUBE	600 X 9	6 PLY	HIGHWAY
C3632	TYRE & TUBE	500 X 10	6 PLY	HIGHWAY
C3694	TYRE	225/75 R16	LT	HIGHWAY
C3686B	TYRE	225/70 R15	LT	HIGHWAY
C3688	TYRE	185x14 LT 8P	8P	HIGHWAY
C3690	TYRE	155x13 LT	8P	HIGHWAY

SHOP ONLINE AT
www.trailerparts.net.au



RIMS

Part No	Description	PCD	Finish	Size	Use	Capacity	Offset	BackSpace
C3601D	FORD	5 / 114.3	GALVANIZED	14 X 6	Trailer Only	750	30P	104
C3601F	FORD	5 / 114.3	GALVANIZED	13 X 5	Trailer Only	850	0	88
C3601G	LANDCRUISER	6 / 139.7	GALVANIZED	15 X 7	Trailer Only	850	5P	100
C3602	HOLDEN HR	5 / 108	BLACK	13 X 4.5	Trailer Only	750	0	88
C3603	HOLDEN HT	5 / 108	BLACK	14 X 5	Trailer Only	850	30P	106
C3604	HOLDEN HQ	5 / 120.65	BLACK	14 X 5	Trailer Only	850	30P	92
C3606	FORD	5 / 114.3	BLACK	14 X 5	Trailer Only	850	30P	90
C3606B	FORD	5 / 114.3	WHITE	14 X 6	Trailer Only	850	30P	104
C3606C	FORD	5 / 114.3	WHITE	13 X 4.5	Trailer Only	750	0	65
C3647	LANDCRUISER	6 / 139.7	WHITE	15 X 7	Trailer Only	850	5P	100
C3647B	LANDCRUISER	6 / 139.7	WHITE	14 X 6	Trailer Only	850	30P	104
C3649	LANDCRUISER	6 / 139.7	WHITE	16 X 6	Trailer Only	1700	30P	65
C3612	8" ALLOY RIM, TYRE & BEARINGS		NATURAL	8 X 4	Trailer Only	375	10N	N/A
C3613	8" ALLOY RIM AND BEARINGS		NATURAL	8 X 4	Trailer Only	375	10N	N/A
C3652	TRAK2	6 X 139.7	STEEL	16 X 7	Mine	1250	HN	100
C3654	TRAK2	5 X 150	STEEL	16 X 7	Mine	1250	OP	116
C3660	TEA TRUCK RIM	6 X 222	STEEL	17.5 X 6.75		3000		
C3662	TEA TRUCK RIM	6 X 139.7	STEEL	17.5 X 6.00		1500		



MINE SITE APPROVED



C3652 / C3654 TRAK 2

CASTOR WHEELS

C5010	CASTOR 100mm SWIVEL	WHITE
C5011	CASTOR 100mm FIXED	WHITE
C5012	CASTOR 100mm SWIVEL	GREY
C5013	CASTOR 100mm FIXED	GREY
C5014	CASTOR 100mm SWIVEL	RUBBER
C5015	CASTOR 100mm FIXED	RUBBER
C5020	CASTOR 75mm FIXED	WHITE
C5021	CASTOR 75mm SWIVEL	WHIT
C5022	CASTOR 63mm FIXED	RUBBER
C5023	CASTOR 63mm SWIVEL	RUB
C5024	CASTOR 75mm SWIVEL	RUB
C5025	CASTOR 75mm FIXED	RUBBER
C5030	CASTOR 63mm FIXED	NYLON

C5031	CASTOR 63mm SWIVEL	NYLON
C5032	CASTOR 50mm SWIVEL	NYLON
C5033	CASTOR 50mm FIXED	NYLON
C5034	CASTOR 50mm SWIVEL	RUBBER
C5035	CASTOR 50mm FIXED	RUBBER
C5036	CASTOR 50mm FIXED	ALLOY
C5037	CASTOR 50mm SWIVEL	ALLOY

NON FLAT RUBBER TROLLEY WHEELS

C4061	RIM & TYRE	3.50 X 4
C4074	RIM & TYRE	4.00 X 8



MUDGUARDS

C3700	SINGLE	AXLE	8" WHEEL	PLAIN
C3701	SINGLE	AXLE	10" WHEEL	GALVANISED
C3702	SINGLE	AXLE	13" & 14" WHEEL	GALVANISED
C3704	TANDEM	AXLE	13" & 14" WHEEL	GALVANISED
C3710	SINGLE	AXLE	16" WHEEL	GALVANISED
C3710A	SINGLE	AXLE	16" WHEEL	NARROW
C3711	TANDEM	AXLE	16" WHEEL	GALVANISED
C3716	SINGLE AXLE	13" WHEEL	WHITE POLYETHYLENE	
C3717	SINGLE AXLE	14" WHEEL	WHITE POLYETHYLENE	



MUDGUARD DIMENSIONS

PART NO	DESCRIPTION	Front	Top	Back	Width	Lip	O/A Length	Gauge	Finish
C3700	8" Single Axle	260	210	260	150	25	500mm	1.2mm	Black
C3701	10" Single Axle	325	350	430	230	30	670mm	1.2mm	Galvanised
C3702	13-14" Single Axle	355	450	430	230	30	800mm	1.2mm	Galvanised
C3704	13-14" Tandem Axle	355	1260	430	230	30	1600mm	1.2mm	Galvanised
C3710	15-16" Single Axle	500	500	620	300	30	1000mm	1.6mm	Galvanised
C3710A	15-16" Single Axle	500	500	620	230	30	1000mm	1.6mm	Galvanised
C3711	15-16" Tandem Axle	500	1460	620	300	30	2000mm	1.6mm	Galvanised

BRANDED TRAILER / CARAVAN SPRINGS

D0020	ALKO 6 LEAF SLIPPER 770 x 60 x 6mm	(Used by Jayco)
D0022	ALKO 7 LEAF SLIPPER 770 x 60 x 6mm	(Used by Jayco)
D0024	ALKO 9 LEAF SLIPPER 770 x 60 x 6mm	(Used by Jayco)
D0026	ALKO 6 LEAF D/E OUTBACK	(Used by Jayco)
D0027	ALKO 7 LEAF D/E OUTBACK	(Used by Jayco)
D0028	ALKO 8 LEAF D/E OUTBACK	(Used by Jayco)
D0029	ALKO 9 LEAF D/E OUTBACK	(Used by Jayco)
D0029A	ALKO 10 LEAF D/E OUTBACK	(Used by Jayco)
D0030	ALKO 5 LEAF TANDEM ASSY	(Used by Jayco)
D0032	ALKO 6 LEAF TANDEM ASSY	(Used by Jayco) - 700 C/C
D0034	ALKO 7 LEAF TANDEM ASSY	(Used by Jayco)
D0040	DUNBIER 3 LEAF GALVANISED SLIPPER 760 x 45 x 6mm	
D0042	DUNBIER 5 LEAF GALVANISED SLIPPER 760 x 45 x 6mm	
D0044	DUNBIER 6 LEAF GALVANISED SLIPPER 760 x 45 x 6mm	
D0046	DUNBIER 9 LEAF GALVANISED SLIPPER 760 x 45 x 6mm	

SINGLE AXLE SLIPPER ASSEMBLY

Assembly is 2 springs, hangers, pins and nuts

D0101	2 leaf assembly	260 kg per pair
D0103	3 leaf assembly	400 kg per pair
D0105	4 leaf assembly	540 kg per pair
D0107	6 leaf assembly	800 kg per pair
D0109	8 leaf assembly	1100 kg per pair
D0111	10 leaf assembly - long	1300 kg per pair
D0113	6 leaf assembly - long	680 kg per pair
D0115	5 leaf assembly	680 kg per pair
D0101 uses	D0102	2 leaf slipper spring only 2
D0103 uses	D0104	3 leaf slipper spring only 2
D0105 uses	D0106	4 leaf slipper spring only 2
D0115 uses	D0116	5 leaf slipper spring only 2
D0107 uses	D0108	6 leaf slipper spring only 2
D0113 uses	D0114	6 leaf slipper spring only 2
and	D1401	Slipper hanger Rear : No hole 2
	D1402	Spring hanger 1/2" 2
	D1001	Spring Bolt 1/2" 2
	D0903	Nylon bush 1/2 x 3/4 x 45mm
D0109 uses	D0110	8 leaf slipper spring only 2
D0111 uses	D0112	10 leaf slipper spring only 2
and	D1404	Spring hanger 9/16 2
	D1101	Shackle Pin 9/16 2
	D0904	Nylon bush 9/16 x 3/4 x 1 3/4"

SINGLE SLIPPER SPRING : LEAVES 45 X 6mm

D0102	2 leaf slipper spring only	725 x 45 x 6mm
D0104	3 leaf slipper spring only	725 x 45 x 6mm
D0106	4 leaf slipper spring only	725 x 45 x 6mm
D0116	5 leaf slipper spring only	725 x 45 x 6mm
D0108	6 leaf slipper spring only	725 x 45 x 6mm
D0110	8 leaf slipper spring only	725 x 45 x 6mm
D0112	10 leaf slipper spring only	850 x 45 x 6mm
D0114	6 leaf slipper spring only	850 x 45 x 6mm
D0118	8 leaf slipper spring only	830 x 45 x 6mm
D0122	4 leaf slipper spring only	620 x 45 x 6mm
D0124	9 leaf slipper spring only	850 x 45 x 8mm



SINGLE SLIPPER SPRING - GALVANIZED : LEAVES 45 X 6mm

D0104G	3 leaf slipper spring only	725mm x 45 x 6mm
D0106G	4 leaf slipper spring only	725mm x 45 x 6mm
D0108G	6 leaf slipper spring only	725mm x 45 x 6mm
D0110G	8 leaf slipper spring only	725mm x 45 x 6mm
D0116G	5 leaf slipper spring only	725mm x 45 x 6mm

SLIPPER TANDEM ASSEMBLY

Assembly is 4 springs, hangers, pins and nuts

D0603	6 LEAF TANDEM SLIPPER ASSEMBLY 1500 Kg	
D0605	8 LEAF TANDEM SLIPPER ASSEMBLY 2000 Kg	
uses	D1404 Spring hanger 9/16	4
	D1101 Shackle Pin 9/16	4
	D0904 Nylon bush 3/4 x 9/16 x 45m	

SLIPPER TANDEM SPRING ONLY : LEAVES 45 X 6 mm

D0604	6 leaf slipper spring only 800 mm
D0606	8 leaf slipper spring only 800 mm

Not recommended for tri axle or rough outback roads.

Tandem slipper springs place undue loads on A frames & chassis.

SINGLE LEAF SLIPPER PARABOLIC ASSEMBLY : 45mm wide

Assembly is 2 springs, hangers, pins and nuts

D0151	SINGLE LEAF SPRING ASSEMBLY	600 kg	
D0153	SINGLE LEAF SPRING ASSEMBLY	1 000 kg	
D0155	SINGLE LEAF SPRING ASSEMBLY	1400 kg	
D0151 uses	D0152 Single leaf spring only		2
D0153 uses	D0154 Single leaf spring only		2
D0155 uses	D0156 Single leaf spring only		2
and	D1401 Spring hanger : No hole		2
	D1402 Spring hanger 1/2"		2
	D1001 Spring bolt 1/2"		2
	D0903 Spring bush 1/ x 3/4 x 45mm		
D0152	SINGLE LEAF SPRING ONLY	600 Kg per pair	
D0154	SINGLE LEAF SPRING ONLY	1000 Kg per pair	
D0156	SINGLE LEAF SPRING ONLY	1400 Kg per pair	

SINGLE AXLE DOUBLE EYE ASSEMBLY

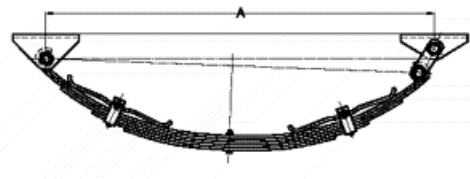
Assembly is 2 springs, hangers, pins and nuts

D0401	4 LEAF ASSEMBLY	500 Kg PER PAIR	
D0403	6 LEAF ASSEMBLY	760 Kg PER PAIR	
D0405	9 LEAF ASSEMBLY	1140 Kg PER PAIR	
D0401 uses	D0402 4 Leaf D/E spring 45 X 6 mm (715mm)		2
D0403 uses	D0404 6 Leaf D/E spring 45 X 6 mm (715mm)		2
D0405 uses	D0406 9 Leaf D/E spring 45 X 6 mm (715mm)		2
and	D1404 Spring hanger 9/16		2
	D1501 Perch Block 9/16		2
	D1302 Shackle plate—Long		4
	D1101 Shackle pin		6
	D0904 Bush : Nylon 3/4 x 9/16 x 45mm		



SINGLE AXLE DOUBLE EYE SPRING ONLY

D0402	4 LEAF DOUBLE EYE SPRING 705mm
D0404	6 LEAF DOUBLE EYE SPRING 705mm
D0406	9 LEAF DOUBLE EYE SPRING 705mm



TANDEM AXLE DOUBLE EYE ASSEMBLY

Assembly is 4 springs, hangers, rockers pins and nuts. Springs are 625 x 45 x 6mm

D0801-14	5 LEAF ASSEMBLY		1500 Kg	D0802 / G	5 leaf spring 45 x 6mm	4
D0801-16	5 LEAF ASSEMBLY		1500 Kg	D1404	Spring hanger	4
D0801B	5 LEAF ASSEMBLY	OFFSET SPRINGS	1500 Kg	D1301	Shackle Plate	8
D0801G-14	5 LEAF ASSEMBLY		1500 Kg	D1101	Shackle Pin 9/16"	14
D0801G-16	5 LEAF ASSEMBLY		1500 Kg	D1601	Rocker hanger	2
				D1706	Rocker Arm	2
<hr/>						
D0804-14	7 LEAF ASSEMBLY		2000 Kg			
D0804-16	7 LEAF ASSEMBLY		2000 Kg			
D0804B-14	7 LEAF ASSEMBLY	All nylon bushes	2000 Kg			
D0804C	7 LEAF ASSEMBLY	OFFSET SPRINGS	2000 Kg			
D0804G-14	7 LEAF ASSEMBLY	GALVANISED	2000 Kg			
D0804G-16	7 LEAF ASSEMBLY	GALVANISED	2000 Kg			
<hr/>						
D0807-14	9 LEAF ASSEMBLY		2500 Kg	D0805 / G	7 leaf spring 45 x 6mm	4
D0807-16	9 LEAF ASSEMBLY		2500 Kg	D0808	9 leaf spring 45 x 6mm	4
D0807B	9 LEAF ASSEMBLY	OFFSET SPRINGS	2500 Kg	D1404	Spring hanger	4
				D1301	Shackle Plate	8
				D1101	Shackle Pin 9/16"	12
				D1109	Shackle Pin 3-1/2 x 3/4	2
				D1602	Rocker hanger 3/4"	2
				D1702B	Rocker Arm Short (suit 14")	2
				D1702C	Rocker Arm Long (suit 16")	2

BRASS BUSHING ASSEMBLY : With Greaseable Pins

D0821	5 LEAF ASSEMBLY WITH BRASS BUSHES
D0824	7 LEAF ASSEMBLY WITH BRASS BUSHES
D0827	9 LEAF ASSEMBLY WITH BRASS BUSHES

TRI AXLE ASSEMBLIES

D0840	5 LEAF TRI AXLE ASSEMBLY	2000 Kg PER SET
D0842	7 LEAF TRI AXLE ASSEMBLY	3000 Kg PER SET
D0844	9 LEAF TRI AXLE ASSEMBLY	3750 Kg PER SET

TANDEM AXLE DOUBLE EYE SPRING ONLY

D0802	5 LEAF SPRING DOUBLE EYE	TANDEM 625 mm	
D0805	7 LEAF SPRING DOUBLE EYE	TANDEM 625 mm	
D0808	9 LEAF SPRING DOUBLE EYE	TANDEM 625 mm	
D0815	11 LEAF SPRING DOUBLE EYE	TANDEM 625 mm	
D0802G	5 LEAF SPRING DOUBLE EYE	TANDEM 625 mm	GALVANISED
D0805G	7 LEAF SPRING DOUBLE EYE	TANDEM 625 mm	GALVANISED
D0818	5 LEAF SPRING DOUBLE EYE	OFFSET 625 mm	
D0819	7 LEAF SPRING DOUBLE EYE	OFFSET 625 mm	
D0820	9 LEAF SPRING DOUBLE EYE	OFFSET 625 mm	

Assembly	Wheels	Front / Rear to Center Hanger		Spring Bolt to Chassis	Axle to Axle
D0801	14"	725	/ 725	175	835
D0804	14"	725	/ 725	175	835
D0807	14"	725	/ 725	175	835
D0801	16"	775	/ 775	175	935
D0804	16"	775	/ 775	175	935
D0807	16"	775	/ 775	17	935

Measurement are approximate. Springs lengths vary slightly. Tack weld and then physically check

sales@trailerparts.net.au

Bayswater

Ph 9279 5777

Fx 9377 1156

O'Connor

Ph 9314 2222

Fx 9337 1897

Wangara

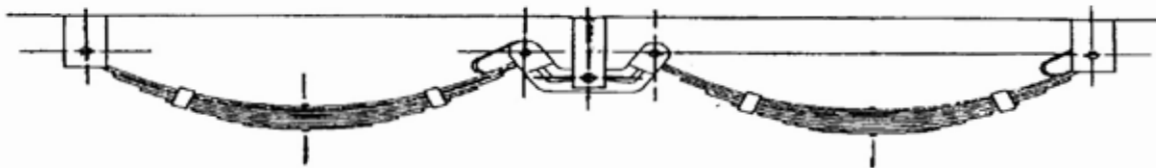
Ph 9302 2800

Fx 9302 2600

ROCKER ROLLER TANDEM ASSEMBLY

D0882-14	5 LEAF TANDEM ROCK/ROLL 60 X 6.5mm 14" RIM 2000 Kg			
D0882-16	5 LEAF TANDEM ROCK/ROLL 60 X 6.5mm 16" RIM 2000 Kg			
D0885	5 Leaf rocker roller spring 60 X 6.5 2000KG	16"	Centre Bolt	
D0885A	5 Leaf rocker roller spring 60 X 6.5 FRONT	14"	Offset Bolt	
D0885B	5 Leaf rocker roller spring 60 X 6.5 REAR	14"	Offset Bolt	
D1602	Rocker hanger 3/4"	2		
D1712A	Rocker arm	2		
D1107	Shackle Pin 4 x 5/8 greaseable	8		
D1109	Shackle Pin 3-1/2 x 3/4"	2		
D1416	Spring Hanger 5/8"	4		
D2201	Roller	4		
D0890-14	7 LEAF TANDEM ROCK/ROLL 60 X 6.5mm 14" RIM 3000 Kg			
D0890-16	7 LEAF TANDEM ROCK/ROLL 60 X 6.5mm 16" RIM 3000 Kg			
D0894	7 Leaf rocker roller spring 60 X 6.5 3000 KG	16"	Centre Bolt	
D0894B	7 Leaf rocker roller spring 60 X 6.5 FRONT	14"	Off Set Bolt	
D0894C	7 Leaf rocker roller spring 60 X 6.5 REAR	14"	Off Set Bolt	
D1712A	Rocker Arm 5/8 x 3/4" x 5/8"	2		
D1602	Rocker Hanger 3/4	2		
D1107	Shackle Pin 4 x 5/8 greaseable	8		
D1109	Shackle Pin 3-1/2 x 3/4"	2		
D1416	Spring Hanger 5/8	4		
D2201	Roller	4		
D0895-14	8 LEAF TANDEM ROCK/ROLL 60 X 6.5mm 14" RIM 3500 Kg			
D0895-16	8 LEAF TANDEM ROCK/ROLL 60 X 6.5mm 16" RIM 3500 Kg			
D0896-16	7 LEAF TANDEM ROCK/ROLL 65 X 8.0mm 16" RIM 4000 Kg			
D0897	7 Leaf rocker roller spring 65 X 8.0	4	Centre Bolt	
D1715	Rocker Arm 7/8 x 1 x 7/8"	2		
D1610	Rocker Hanger	2		
D1117	Shackle Pin 4-1/2 x 7/8"	8		
D1120	Shackle Pin 4-1/2 x 1"	2		
D1417A	Spring Hanger 7/8"			
D2202	Roller 7/8"			
D0899A	8 LEAF TANDEM ROCK/ROLL 65 X 8.0mm 16" RIM 6000 Kg			
D0899B	8 Leaf rocker roller spring 65 X 8.0 6000 KG	16"	Centre Bolt	

ROCKER ROLLER TRIAXLE ASSEMBLY



D0883-14	5 LEAF TRIAXLE ROCK/ROLL 60 X 6.5mm	14" RIM 3000 Kg	
D0883-16	5 LEAF TRIAXLE ROCK/ROLL 60 X 6.5mm	16" RIM 3000 Kg	
D0892-14	7 LEAF TRIAXLE ROCK/ROLL 60 X 6.5mm	14" RIM 4500 Kg	
D0892-16	7 LEAF TRIAXLE ROCK/ROLL 60 X 6.5mm	16" RIM 4500 Kg	
D0899-16	7 LEAF TRIAXLE ROCK/ROLL 65 X 8.0mm	16" RIM 6000 Kg	Non ADR

Assembly	Wheels	Front / Rear to Center Hanger		Spring Bolt to Chassis	Axle to Axle
D0882-14	14"	765	/ 765	195	750
D0882-16	16"	765	/ 765	200	870
D0890-14	14"	760	/ 760	195	750
D0890-16	16"	760	/ 760	200	870
D0896-16	16"	810	/ 810	225	940
D0899A	16"	825	/ 825	225	940

Measurement are approximate. Springs lengths vary slightly. Tack weld and then physically check

HEAVY DUTY SPRING ASSEMBLIES

Refer to pages 50 & 51 for spring dimensions

SINGLE AXLE SLIPPER ASSEMBLY

H0101	2 Tonne SLIPPER ASSEMBLY	
	H0102 9 leaf 60 x 8mm spring	2
	D1410 Spring hanger 3/4" hole	4
	D1127 Shackle pin 4 x 3/4"	4
H0104	3 Tonne SLIPPER ASSEMBLY	
	H0105 13 leaf 60 x 8mm spring	2
	D1410 Spring hanger 3/4" hole	4
	D1127 Shackle pin 4 x 3/4"	4
H0106	1.5 Tonne SLIPPER ASSEMBLY	
	H0107 7 leaf 60 x 6.5 mm spring	2
	D1412 Spring hanger 5/8" hole	4
	D1107 Shackle pin 4 x 5/8"	4
H0108	1.25 Tonne SLIPPER ASSEMBLY	
	H0109 5 leaf 60 x 6.5mm spring	2
	D1412 Spring hanger 5/8" hole	4
	D1107 Shackle pin 4 x 5/8"	4

SINGLE AXLE DOUBLE EYE ASSEMBLY

H0201	2 Tonne DOUBLE EYE	
	H0202 9 leaf 60 x 8mm spring	2
	D1410 Spring hanger 3/4" hole	4
	D1415 Cast hanger	2
	D1127 Shackle pin 4 x 3/4"	4
	D1115 Shackle pin 4-7/8 x 3/4"	2
H0203	3 Tonne DOUBLE EYE	
	H0204 13 leaf 60 x 8mm spring	2
	D1410 Spring hanger 3/4" hole	4
	D1415 Cast hanger	2
	D1127 Shackle pin 4 x 3/4"	4
	D1115 Shackle pin 4-7/8 x 3/4"	2
H0207	4 Tonne DOUBLE EYE	
	H0208 14 leaf 65 x 8mm spring	2
	D1410 Spring hanger 3/4" hole	4
	D1415 Cast hanger	2
	D1127 Shackle pin 4 x 3/4"	4
	D1115 Shackle pin 4-7/8 x 3/4"	2
H0209 H0213	1.5 Tonne DOUBLE EYE - OFF ROAD 1.0 Tonne DOUBLE EYE - OFF ROAD	
	H0210 9 leaf 60 x 6.6mm spring	2
	H0214 7 leaf 60 x 6.6mm spring	2
	D1412 Spring hanger 5/8" hole	2
	D1308 Shackle plates 5/8" hole	4
	D1502 Perch block	2
	D1107 Shackle pin 4 x 5/8"	6
H0211	7 Tonne DOUBLE EYE ASSEMBLY	
	13 leaf 75 x 11mm Non ADR	
H0215	5 Tonne DOUBLE EYE ASSEMBLY	
	16 leaf 65 x 8mm Non ADR	



sales@trailerparts.net.au

Bayswater	O'Connor	Wangara
Ph 9279 5777	Ph 9314 2222	Ph 9302 2800
Fx 9377 1156	Fx 9337 1897	Fx 9302 2600

TANDEM AXLE DOUBLE EYE ASSEMBLY

Not ADR registered

H0305	5 Tonne TANDEM ROCKER ASSEMBLY (90 Kg)		
H0307	6 Tonne TANDEM ROCKER ASSEMBLY (155 Kg)		NOT ADR APPROVED
H0308	4 Tonne TANDEM ROCKER ASSEMBLY 1200mm		AXLE to AXLE
	H0305 uses H0306	8 leaf 60 x 8mm spring	4 suits H0305
	H0307 uses H0204	13 leaf 60 x 8mm spring	4 suits H0307
	H0308 uses H0202	9 leaf 60 x 8mm spring	
	D1410	Spring hanger 3/4" hole	4
	D 1303	Shackle plate drilled, to 3/4"	8
	D 1605	Rocker hanger 1-1/4"	2
	D 1705	Cast rocker arm 4 tonne	2
	D1127	Shackle pin 4 x 3/4"	12
	D1125	Shackle pin 4-5/8 x 1-1/4"	2

WALKING BEAM

Complete with 600mm center stub shaft, hubs & bearings

All units use bearing in central rocker box.

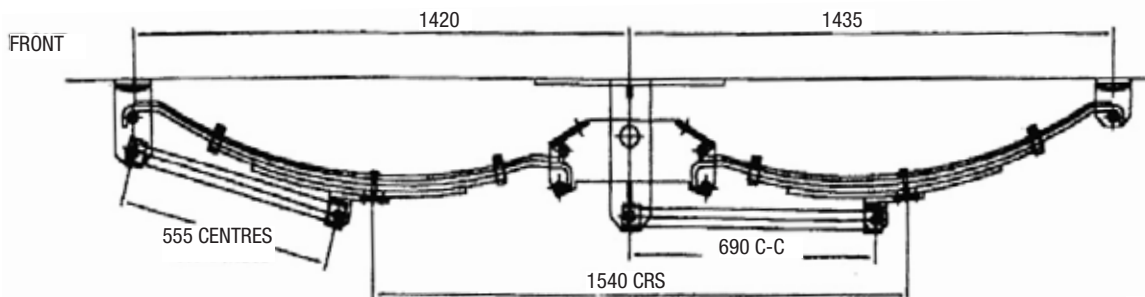
H0425	1.5 Tonne WALKING BEAM 1.5 tonne uses 39mm standard trailer hubs & stubs 890mm stub spacing. Suit all 13" & 14" rims	
H0427	2.5 Tonne WALKING BEAM 2.5 tonne uses 45mm slimline stubs & hubs. 1050mm stub spacing. Suit all patterns.	
H0430	3.0 Tonne WALKING BEAM 3.0 Tonne uses 1500 Kg hubs & stubs (HB100A). 1050mm stub spacing. Suit HQ, Ford, L/Cruiser, Nissan	
H0435	4.0 Tonne WALKING BEAM 4.0 Tonne uses 50mm 2000 Kg hubs and stubs. 1050mm stub spacing. Suit Land Cruiser, Land Rover	

TANDEM TWIN SLIPPER ASSEMBLY

A heavy duty load sharing suspension which enables the axles to be widely spread enabling large diameter wheels to be used. Mainly used for agricultural purposes. Four to eight tonne units use the same hangers and 10 & 13 use the same hangers, only the springs change.

Manufactured by MARTIN'S TRAILER PARTS.

H0505	4 Tonne	TANDEM TWIN SLIPPER ASSEMBLY	240 Kg COMPLETE
H0507	5 Tonne	TANDEM TWIN SLIPPER ASSEMBLY	245 Kg COMPLETE
H0509	6 Tonne	TANDEM TWIN SLIPPER ASSEMBLY	250 Kg COMPLETE
H0511	10 Tonne	TANDEM TWIN SLIPPER ASSEMBLY	320 Kg COMPLETE
H0513	8 Tonne	TANDEM TWIN SLIPPER ASSEMBLY	275 Kg COMPLETE
H0515	13 Tonne	TANDEM TWIN SLIPPER ASSEMBLY	400 Kg COMPLETE
	H0505 uses	H0506 6 leaf 75 x 12mm spring	4 (4 tonne / 4 springs)
	H0507 uses	H0508 6 leaf 75 x 13mm spring	4 (5 tonne / 4 springs)
	H0509 uses	H0510 7 leaf 75 x 13mm spring	4 (6 tonne / 4 springs)
	H0513 uses	H0514 8 leaf 75 x 13mm spring	4 (8 tonne / 4 springs)
	and	D1718 Rocker arm	2
		D1615 Rocker hanger	2
		D 1420 Front spring hanger	2
		D2301 Front radius rod	2
		D2302 Rear radius rod	2
		D1129 Shackle pin 6-1/4 x 1-1/4	2
		D1131 Shackle pin 5 x 7/8	4
		D2020 Fish plate 92 x 82	4
		D2204 Roller	4
H0511	10 Tonne	TANDEM TWIN SLIPPER ASSEMBLY	
H0515	13 Tonne	TANDEM TWIN SLIPPER ASSEMBLY	
	H0511 uses	H0512 8 leaf 75 x 16mm spring	4 (10 tonne / 4 springs)
	H0515 uses	H0516 9 leaf 75 x 16mm spring	4 (13 tonne / 4 springs)
	and	D1719 Rocker arm	2
		D1616 Rocker hanger	2
		D1420 Front spring hanger	2
		D2301 Front radius rod	2
		D2302 Rear radius rod	2
		D1129 Shackle pin 6-1/4 x 1-1/4	2
		D1131 Shackle pin 5 x 7/8	4
		D2020 Fish plate 92 x 82	4
		D2204 Roller	4



THE GAFFA TRAILING ARM SUSPENSION

MANUFACTURED BY MARTIN'S TRAILER PARTS

COMPLETE ASSEMBLIES

I0801	GAFFA SUSPENSION 750 KG
I0803	GAFFA SUSPENSION 1000 KG
I0805	GAFFA SUSPENSION 1500 KG
I0807	GAFFA SUSPENSION 2000 KG

Features

- Progressive load rated springs
- Removable stub axle unit
- Easily wheel aligned : camber : toe in / out
- Supplied on 1200 mm subframe, ready to go.
- Incorporates rubber "bump stop" rated at 600 Kg
- Features heavy duty shock absorbers
- Trailing Arm eliminates transfer of axle shock
- Special long life Kevlar / Graphite dry bushes
- Special rated axle strap
- Trailing Arm allows for good track clearance
- Suits wide selection of hub types
- All brake types can be supplied to suit.



NOW AVAILABLE
AS SEPARATED HALVES
THE GAFFA

Hubs and brakes are not included with the assembly to allow for manufacture a wide range of hub and brake types. Hydraulic disc and drum, mechanical disc and drum and electric drum brakes can all be fitted to the GAFFA. The assembly is supplied as a unit for use on a chassis width of 1200mm. The units may be divided by the purchaser for their particular application. Extreme care should be taken when assembling onto the underside of your trailer. The unit itself must not be part of the trailer subframe, rather, it should compliment it. Shackle bushes are 3/4" Kevlar / Graphite which run dry. The shackle bolts are specially made to help ensure free movement of the arms. The stub axles are replaceable and need to be checked for toe in out after trailer construction. GAFFA'S can be supplied using low ride springs and shock absorbers to keep the trailer low to the ground if required.

GAFFA Air TRAILING ARM SUSPENSION

MANUFACTURED BY MARTIN'S TRAILER PARTS

The new GAFFA Air, airbag suspension, will give the softest ride to your RV. Utilizing many of the components of the sprung Gaffa helps to keep the price to an affordable level. The Gaffa Air still uses removeable stub axles and can be fitted with all types of hubs and brakes. The units comes fitted with stub axles, airbags and shock absorbers.

Air compressors and tanks are also available on request.

For the very best, ride on Gaffa Air

COMPLETE ASSEMBLIES

I0810	GAFFA Air 1500Kg
I0812	GAFFA Air 2000Kg



THE GAFFA TRAILING ARM SUSPENSION

MANUFACTURED BY MARTIN'S TRAILER PARTS

RIDE HEIGHTS

Centre of stub to chassis

Long spring	270 mm low position 330 mm high position
Short spring	230 mm low position 290 mm high position

Width of sub frame	1200mm
Length of subframe	960mm
Length of arm	700mm



GAFFA COMPONENT LIST

I0852	GAFFA : ARM ASSEMBLY STANDARD / SIDE
I0852A	GAFFA : ARM ASSEMBLY 2T / SIDE
I0853	GAFFA : ARM for AIR / SIDE
I0853A	GAFFA : ARM for AIR 2000 Kg
I0855	GAFFA : STUB - STANDARD
I0855A	GAFFA : STUB - S/LINE
I0855B	GAFFA : STUB - 1500KG
I0855C	GAFFA : STUB - PARRALLEL
I0855D	GAFFA : STUB - SPECIAL
I0855E	GAFFA : STUB - 50mm 2T Turnin
I0860	GAFFA : REBOUND STRAP : HIGH
I0860L	GAFFA : REBOUND STRAP : LOW
I0861	GAFFA : REBOUND STRAP COVER
I0862	GAFFA : RUBBER BUMP STOP
I0863	GAFFA : HANGER FOR ARM
I0864	GAFFA : SHACKLE PIN : STANDARD
I0864A	GAFFA : SHACKLE PIN : LONG

I0865	GAFFA :1200mm CHASSIS FRAME
I0865A	GAFFA :1200mm CHASSIS for AIR
I0865B	GAFFA :1100mm CHASSIS FRAME
I0865C	GAFFA :1200mm CHASSIS FRAME
I0866	GAFFA :ALLIGHTMENT SHIM
I0870	GAFFA :COIL SPRING 14MM: 750KG
I0872	GAFFA :COIL SPRING 15MM:1000KG
I0874	GAFFA :COIL SPRING 16MM:1500KG
I0875	GAFFA-COIL LONG 18MM 2000KG
I0876	GAFFA :COIL SHORT 13MM: 750KG
I0878	GAFFA-COIL SHORT 14MM 1000KG
I0879	GAFFA-COIL SHORT 16MM 1500K
I0885	SHOCK ABSORBER GAFFA EA
I0885A	SHOCK ABSORBER GAFFA BUSH EA
I0890	GAFFA : AIRBAG KIT-2bag+fittings



Designed for comfort, control and durability on bitumen and graded dirt roads. Suitable for use on corrugated roads for short distances.

I1100	ENDURO CROSS COUNTRY S/A	1.3T
I1102	ENDURO CROSS COUNTRY S/A	1.6T
I1104	ENDURO CROSS COUNTRY S/A	2.0T
I1106	ENDURO CROSS COUNTRY S/A	2.3T



Designed for comfort, control and durability across any terrain including extreme off-road andn outback roads.

I1000	ENDURO OUTBACK S/A	1.3T
I1002	ENDURO OUTBACK S/A	1.6T
I1004	ENDURO OUTBACK S/A	2.0T
I1006	ENDURO OUTBACK S/A	2.3T



sales@trailerparts.net.au

Bayswater	O'Connor	Wangara
Ph 9279 5777	Ph 9314 2222	Ph 9302 2800
Fx 9377 1156	Fx 9337 1897	Fx 9302 2600

SPRING DRAWINGS

PART No. - No. OF LEAVES PER SPRING, MATERIAL,
 MAXIMUM LOAD ON TOTAL SPRING ASSEMBLY, SHIPPING WEIGHT PER SPRING

D0102	2 LEAF SLIPPER, 260 Kg SINGLE PAIR,	45 X 6mm, 3.1 Kg	
D0104	3 LEAF SLIPPER, 400 Kg SINGLE PAIR,	45 X 6mm, 4.7 Kg	
D0106	4 LEAF SLIPPER, 540 Kg SINGLE PAIR,	45 X 6mm, 5.3 Kg	
D0108	6 LEAF SLIPPER, 800 Kg SINGLE PAIR,	45 X 6mm, 7.1 Kg	
D0110	8 LEAF SLIPPER, 1 100 Kg SINGLE PAIR,	45 X 6mm, 8.9 Kg	
D0116	5 LEAF SLIPPER, 680 Kg SINGLE PAIR,	45 X 6mm, 6.4 Kg	
D0604	6 LEAF SLIPPER, 1500 Kg TANDEM SET,	45 X 6mm, 7.4 Kg	
D0606	8 LEAF SLIPPER, 2000 Kg TANDEM SET,	45 X 6mm, 9.4 Kg	
D0112	10 LEAF SLIPPER, 1 300 Kg SINGLE PAIR,	45 X 6mm, 12.4 Kg	
D0114	6 LEAF SLIPPER, 680 Kg SINGLE PAIR,	45 X 6mm, 8.0 Kg	
H0107	7 LEAF SLIPPER, 1500 Kg SINGLE PAIR,	60 X 6mm, 15 Kg	
H0109	5 LEAF SLIPPER, 1250 Kg SINGLE PAIR,	60 X 6mm, 10 Kg	
H0102	9 LEAF SLIPPER, 2000 Kg SINGLE PAIR,	60 X 8mm, 25.1 Kg	
H0105	13 LEAF SLIPPER, 3000 Kg SINGLE PAIR,	60 X 8mm, 34.8 Kg	

PLEASE NOTE:

THESE DIAGRAMS RELATE TO SPRING LENGTH ONLY NOT THE NUMBER OF LEAVES.
 D0102 HAS THE SAME LENGTH MEASUREMENT AS D0104 ETC.

SPRING DRAWINGS

PART No. - No. OF LEAVES PER SPRING, MATERIAL,
MAXIMUM LOAD ON TOTAL SPRING ASSEMBLY, SHIPPING WEIGHT PER SPRING

D0402	4 LEAF DOUBLE EYE, 500 Kg SINGLE PAIR,	45 X 6mm, 5.5 Kg	
D0404	6 LEAF DOUBLE EYE, 760 Kg SINGLE PAIR,	45 X 6mm, 7.2 Kg	
D0406	9 LEAF DOUBLE EYE, 1140 Kg SINGLE PAIR,	45 X 6mm, 10.2 Kg	
D0802	5 LEAF DOUBLE EYE, 1500 Kg TANDEM SET,	45 X 6mm, 6.1 Kg	
D0805	7 LEAF DOUBLE EYE, 2000 Kg TANDEM SET,	45 X 6mm, 8.2 Kg	
D0808	9 LEAF DOUBLE EYE, 2500 Kg TANDEM SET,	45 X 6mm, 9.5 Kg	
D0815	11 LEAF DOUBLE EYE, 3000 Kg TANDEM SET,	45 X 6mm, 12.0 Kg	
D0818	5 LEAF DOUBLE EYE, 1500 Kg OFFSET SET,	45 X 6mm, 6.1 Kg	
D0819	7 LEAF DOUBLE EYE, 2000 Kg OFFSET SET,	45 X 6mm, 8.1 Kg	
D0820	9 LEAF DOUBLE EYE, 2500 Kg OFFSET SET,	45 X 6mm, 9.5 Kg	
H0202	9 LEAF DOUBLE EYE, 2000 Kg per PAIR,	60 X 8mm, 25.3 Kg	
H0204	13 LEAF DOUBLE EYE, 3000 Kg per PAIR,	60 X 8mm, 35.9 Kg	
H0210	9 LEAF DOUBLE EYE, 1500 Kg per PAIR,	60 X 6m, 19 Kg	
H0214	6 LEAF DOUBLE EYE, 1000 Kg per PAIR,	60 X 6mm, 14 Kg	
H0306	8 LEAF DOUBLE EYE, 4000 Kg TANDEM SET,	60 X 8mm, 19.7 Kg	

PLEASE NOTE:
THESE DIAGRAMS RELATE TO SPRING LENGTH ONLY - NOT THE NUMBER OF LEAVES.
H0202 HAS THE SAME LENGTH MEASUREMENT AS H0204 ETC.

sales@trailerparts.net.au

Bayswater	O'Connor	Wangara
Ph 9279 5777	Ph 9314 2222	Ph 9302 2800
Fx 9377 1156	Fx 9337 1897	Fx 9302 2600

SPRING DRAWINGS

PART No. - No. OF LEAVES PER SPRING, MATERIAL,
 MAXIMUM LOAD ON TOTAL SPRING ASSEMBLY, SHIPPING WEIGHT PER SPRING

D0152	SINGLE LEAF SLIPPER, 600 Kg SINGLE PAIR,	45 X 13mm, 3.0 Kg	
D0154	SINGLE LEAF SLIPPER, 1000 Kg SINGLE PAIR,	45 X 16mm, 3.6 Kg	
D0156	SINGLE LEAF SLIPPER, 1400 Kg SINGLE PAIR,	45 X 18mm, 4.2 Kg	
D0885-16	5 LEAF ROCKER ROLLER 2000 Kg TANDEM	60 X 6.5	
D0894-16	7 LEAF ROCKER ROLLER 3000 Kg TANDEM	60 X 6.5	
D0885A-14	5 LEAF ROCKER ROLLER 2000 Kg TANDEM	60 X 6.5 FRONT SPRING	
D0894B-14	7 LEAF ROCKER ROLLER 3000 Kg TANDEM	60 X 6.5 FRONT SPRING	
D0884B-14	5 LEAF ROCKER ROLLER 2000 Kg TANDEM	60 X 6.5 REAR SPRING	
D0894C-14	7 LEAF ROCKER ROLLER 3000 Kg TANDEM	60 X 6.5 REAR SPRING	
D0897	7 LEAF ROCKER ROLLER 4000 Kg TANDEM	65 X 8mm	
D0899B	8 LEAF ROCKER ROLLER 6000 Kg TANDEM	65 X 8mm	

PLEASE NOTE:

THESE DIAGRAMS RELATE TO SPRING LENGTH ONLY - NOT THE NUMBER OF LEAVES.

D0885-14 HAS THE SAME LENGTH MEASUREMENT AS D0894-16 ETC.

BUSHES

BRONZE BUSHES

		I.D.		O.D.		LENGTH
D0901	BRONZE	3/4	X	1	X	1-3/4"
D0902	BRONZE	9/16	X	3/4	X	1-3/4"
D0908	BRONZE	5/8	X	7/8	X	2-1/4"
D0909	BRONZE	7/8	X	1-1/8	X	2-1/2"
D0911	BRONZE	3/4	X	1	X	2-1/2"
D0912	BRONZE	1-1/4	X	1-1/2	X	2-1/2"

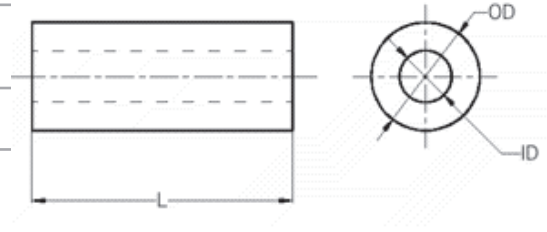


POLY BUSHES

D0905	POLY	1/2	X	7/8	X	1-3/8"
D0913	POLY	12	X	24	X	35mm

NYLON BUSHES

D0903	NYLON	1/2	X	3/4	X	1-3/4"
D0904	NYLON	9/16	X	3/4	X	1-3/4"
D0906	NYLON	1/2	X	7/8	X	1-3/4"
D0907	NYLON	9/16	X	7/8	X	1-3/4"
D0910	NYLON	5/8	X	7/8	X	2-1/2"



KEVLON BUSHES

D0924	KEVLON	1	X	1 3/4	X	60MM
D0925	KEVLON	1-1/4	X	1-1/2	X	60MM

STEEL BUSHES

D0917	STEEL	3/4	X	7/8	X	45MM
D0918	STEEL	1	X	1-1/8	X	65MM

SHACKLE PINS & NUTS Length Diameter

D1001	Shackle Pin and Nut	3-1/2	X	1/2"	
D1101	Shackle Pin and Nut	3-1/2	X	9/16"	
D1103	Shackle Pin and Nut	3-1/2	X	9/16"	Greaseable
D1107	Shackle Pin and Nut	4	X	5/8"	Greaseable
D1109	Shackle Pin and Nut	3-1/2	X	3/4"	Greaseable
D1115	Shackle Pin and Nut	4-7/8	X	3/4"	Greaseable
D1117	Shackle Pin and Nut	4-1/2	X	7/8"	Greaseable
D1119	Shackle Pin and Nut	4-1/2	X	1"	Greaseable
D1121	Shackle Pin and Nut	4-1/2	X	5/8"	Greaseable
D1123	Shackle Pin and Nut	4-3/4	X	1-1/8"	Greaseable
D1125	Shackle Pin and Nut	4-5/8	X	1-1/4"	Greaseable
D1127	Shackle Pin and Nut	4	X	3/4"	Greaseable
D1129	Shackle Pin and Nut	6-1/4	X	1-1/4"	Greaseable
D1131	Shackle Pin and Nut	5	X	7/8"	Greaseable
D1133	Shackle Pin and Nut	5-3/4	X	1-1/4"	Greaseable
D1135	Shackle Pin and Nut	4	X	5/8"	Greaseable
D1138	Shackle Pin and Nut	6-1/4	X	1-1/2"	Greaseable
D1151	Shackle Pin and Nut	100	X	18mm	ALKO
D1153	Shackle Pin and Nut	100	X	16mm	ALKO



SHACKLE PLATES

D1301	60mm Centre	30x8mm	9/16"	Hole : Punched
D1302	74mm Centre	30x8mm	9/16"	Hole : Punched
D1303	85mm Centre	40x10mm	3/4"	Hole : Drilled
D1308	85mm Centre	40x10mm	5/8"	Hole : Drilled
D1351	60mm Centre	30x8mm	9/16"	Hole : Plated
D1352	74mm Centre	30x8mm	9/16"	Hole : Plated
D1310	65mm Centre	35x8mm	16mm	Hole : Drilled ALKO



sales@trailerparts.net.au

Bayswater
Ph 9279 5777
Fx 9377 1156

O'Connor
Ph 9314 2222
Fx 9337 1897

Wangara
Ph 9302 2800
Fx 9302 2600

SLOTTED PLATES - PLATED FOR VARIOUS U BOLTS

D1320	SLOTTED PLATE	(SUIT 35 - 55mm)	12mm HOLE
D1322	SLOTTED PLATE	(SUIT 55 - 82mm)	12mm HOLE
D1324	SLOTTED PLATE	(SUIT 83 - 112mm)	12mm HOLE
	Special plates made to order		



SPRING HANGERS

D1401	SPRING HANGER	NO HOLE	45mm WIDE
D1402	SPRING HANGER	1/2" HOLE	45mm WIDE
D1404	SPRING HANGER	9/16" HOLE	45mm WIDE
D1410	SPRING HANGER	3/4" HOLE	60mm WIDE
D1412	SPRING HANGER	5/8" HOLE	60mm WIDE
D1414	SPRING HANGER	9/16" HOLE	60mm WIDE
D1415	CAST HANGER	3/4" " HOLE	60mm WIDE
D1416	SPRING HANGER	5/8" HOLE	68mm WIDE FOR ROCK/ROLL 3T
D1417	SPRING HANGER	7/8" HOLE	68mm WIDE FOR ROCK/ROLL 4T
D1420	SPRING HANGER FRONT	TWIN SLIPPER	
D1421	SPRING HANGER REAR	TWIN SLIPPER	
D1425	SPRING HANGER	16mm	ALKO Front & Back



PERCH BLOCKS

D1501	PERCH BLOCK : 45MM WIDE : Fitted with 3/4 X 9/16" nylon bush
D1502	PERCH BLOCK : 60MM WIDE : Fitted with 7/8 X 5/8" brass bush



ROCKER HANGERS

D1601	STEEL ROCKER HANGER - 9/16" HOLE
D1602	STEEL ROCKER HANGER - 3/4" HOLE
D1604	STEEL ROCKER HANGER - 7/8" HOLE
D1605	STEEL ROCKER HANGER - 1-1/4" HOLE
D1610	STEEL ROCKER HANGER - 7/8" FOR 3T ROCKER/ROLLIER
D1611	STEEL ROCKER HANGER - 1 " FOR 4T ROCKER/ROLLER
D1615	STEEL ROCKER HANGER - TWIN SLIPPER 4,5,6 TONNE
D1611	STEEL ROCKER HANGER - TWIN SLIPPER 10 TONNE
D1620	STEEL ROCKER HANGER - 18mm ALKO

ROCKER ARMS

D1701	STEEL ROCKER ARM - FORKED: ALL 3/4" HOLES
D1702	STEEL ROCKER ARM - FORKED: 1" CENTRAL HOLE - BUSHED
D1702B	STEEL ROCKER ARM - STRAIGHT: 1 "BUSHED
D1702C	STEEL ROCKER ARM - LONG VERSION OF D 1702B FOR 16" WHEEL
D1705	CAST ROCKER ARM - SUIT 4 Tonne ROCKER ASSY
D1706	CAST ROCKER ARM - STRAIGHT: ALL 3/4" HOLES WITH nylon bushes to suit 9/16" pin
D1708	CAST ROCKER ARM - FORKED BANANA - DRILLED ONLY
D1709	CAST ROCKER ARM - BANANA TYPE - DRILLED ONLY
D1712A	CAST ROCKER ARM - 3/4" HOLE 60mm WIDE FOR ROCK/ROLL 3T
D1715	CAST ROCKER ARM - 1 " HOLE 60mm WIDE FOR ROCK/ROLL 4T
D1720	STEEL ROCKER ARM - 18mm ALKO



ROCKER ARM SELECTION GUIDE

Part No.	Material	Shape	Spring Width	Hole Sizes			Hole Centres	Marking
				End	Center	End		
D1701	Steel 45x45	Forked	45	9/16	9/16	9/16	90-100 mm	Welded
D1702	Steel 45x45	Forked	45	9/16	3/4	9/16	90-110 mm	Welded
D1702B	Steel 45x45	Straight	45	9/16	3/4	9/16	78-75 mm	
D1702C	Steel 45x45	Straight	45	9/16	3/4	9/16	105-105 mm	
D1705	Cast	Triangular	60	3/4	1-1/4	3/4	127-127 mm	A540
D1706	Cast	Straight	45	9/16	9/16	9/16	75-75 mm	A676
D1708	Cast	Banana Forked	45	9/16	3/4	9/16	80-115 mm	A56511
D1709	Cast	Banana Straight	45	9/16	3/4	9/16	110-110 mm	Trigg A340
D1710	Cast	Twin Slipper	45	9/16	3/4	9/16		Carter
D 1712A	Cast	Rocker Roller	60	5/8	3/4	5/8		Industrial
D 1715	Cast	Rocker Roller	60	7/8	1	7/8		Industrial
D1716	Cast	Banana	60	9/16	9/16	9/16		
D 1718	Steel	Fabricated	75					Twin Slipper
D 1720	Steel	Fabricated	60	16	18	16mm	100-100	ALKO

FISH PLATES

Fish plate match with U-bolts to attach axle & spring.

	Inside hole measurements	
D2001	40mm X 45mm X 10mm - 12mm U BOLT	
D2002	45mm X 45mm X 10mm - 12mm U BOLT	
D2003	50mm X 45mm X 10mm - 12mm U BOLT	
D2004	60mm X 45mm X 10mm - 16mm U BOLT	
D2006	63mm X 50mm X 12mm - 16mm U BOLT	
D2007	40mm X 45mm X 6mm - 10mm U BOLT	
D2008	63mm X 63mm X 12mm - 16mm U BOLT	
D2009	60mm X 40mm X 10mm - 12mm U BOLT	
D2010	BLANK 10mm	
D2012	BLANK 12mm	
D2013	60mm X 45mm X 12mm - 12mm U BOLT	
D2014	63mm X 57mm X 12mm - 16mm U BOLT	
D2015	75mm X 60mm X 10mm - 16mm U BOLT	
D2020	92mm X 82mm to suit twin slipper assembly	
D2050	40mm X 45mm X 10mm - GALVANISED	

AXLE SADDLES

Saddles are used to locate springs on axle

D2101	FLAT AXLE PACKER	
D2102	40mm SQUARE SADDLE	
D2103	45mm SQUARE SADDLE	
D2103A	45mm SQUARE SADDLE - suit 60mm SPRINGS	
D2104	50mm SQUARE SADDLE	
D2104B	50mm SQUARE SADDLE - suit 60mm SPRINGS	
D2105	39mm ROUND SADDLE	
D2106	63mm ROUND SADDLE	
D2106A	63mm ROUND SADDLE - WITH FLAT	
D2107	65mm SQUARE SADDLE	
D2108	75mm ROUND SADDLE	
D2108A	75mm ROUND SADDLE - WITH FLAT	

ROUND U BOLTS

All measurements shown are inside measurements

D1801	115mm	X	39mm	X	12mm	
D1802	130mm	X	39mm	X	12mm	
D1803	150mm	X	39mm	X	12mm	
D1804	130mm	X	50mm	X	12mm	
D1805	150mm	X	50mm	X	12mm	
D1806A	215mm	X	65mm	X	16mm	
D1806B	180mm	X	65mm	X	16mm	HI TENSILE
D1809	266mm	X	76mm	X	16mm	HI TENSILE
D1810	150mm	X	50mm	X	16mm	
D1811	150mm	X	63mm	X	12mm	
D1813	180mm	X	57mm	X	16mm	
D1814	150mm	X	45mm	X	16mm	
D1815	96mm	X	39mm	X	12mm	
D1819	280mm	X	75mm	X	3/4"	HI TENSILE
D1851	115mm	X	39mm	X	12mm	GALVANISED
D1852	130mm	X	39mm	X	12mm	GALVANISED
D1865	96mm	X	39mm	X	12mm	GALVANISED

**SQUARE U BOLTS**

All measurements shown are inside measurements

D1901	115mm	X	40mm	X	12mm	
D1902	130mm	X	40mm	X	12mm	
D1903	150mm	X	40mm	X	12mm	
D1904	130mm	X	45mm	X	12mm	
D1906	150mm	X	45mm	X	12mm	
D1907	165mm	X	45mm	X	16mm	
D1908	150mm	X	50mm	X	12mm	
D1910	150mm	X	50mm	X	16mm	
D1911	180mm	X	50mm	X	16mm	
D1915	130mm	X	50mm	X	12mm	
D1920	150mm	X	65mm	X	12mm	PLATED
D1930	130mm	X	45mm	X	16mm	
D1931	220mm	X	65mm	X	16mm	
D1932	100mm	X	40mm	X	12mm	GALVANISED
D1933	100mm	X	45mm	X	12mm	GALVANISED
D1934	100mm	X	50mm	X	12mm	GALVANISED
D1951	115mm	X	40mm	X	12mm	GALVANISED
D1952	130mm	X	40mm	X	12mm	GALVANISED
D1953	150mm	X	40mm	X	12mm	GALVANISED
D1954	130mm	X	45mm	X	12mm	GALVANISED
D1956	150mm	X	45mm	X	12mm	GALVANISED
D1958	150mm	X	50mm	X	12mm	GALVANISED
D1962	100mm	X	75mm	X	12mm	GALVANISED
D1964	100mm	X	100mm	X	12mm	GALVANISED
D1965	130mm	X	50mm	X	12mm	GALVANISED
D1968	150mm	X	75mm	X	12mm	GALVANISED
D1969	150mm	X	100mm	X	12mm	GALVANISED



U BOLT KITS

Kit includes 4 x U Bolts, 2 x Fish Plates & 2 x Axle Saddles. Enough for ONE (1) axle

D1755	U-BOLT SET D1801+D2001+D2105	AXLE	
D1756	U-BOLT SET D1802+D2001+D2105	AXLE	
D1757	U-BOLT SET D1803+D2001+D2105	AXLE	
D1759	U-BOLT SET D1804+D2003+D2103	AXLE	
D1760	U-BOLT SET D1865+D2050+D2105	AXLE	GALVANISED
D1761	U-BOLT SET D1851+D2050+D2105	AXLE	GALVANISED
D1770	U-BOLT SET D1901+D2001+D2102	AXLE	
D1771	U-BOLT SET D1902+D2001+D2102	AXLE	
D1772	U-BOLT SET D1903+D2001+D2102	AXLE	
D1774	U-BOLT SET D1904+D2002+D2103	AXLE	
D1775	U-BOLT SET D1906+D2002+D2103	AXLE	
D1779	U-BOLT SET D1910+D2006+D2104B	AXLE	
D1780	U-BOLT SET D1911+D2006+D2104B	AXLE	
D1783	U-BOLT SET D1930+D2004+D2103A	AXLE	
D1784	U-BOLT SET D1907+D2004+D2103A	AXLE	
D1790	U-BOLT SET D1932+D2050+D2102	AXLE	GALVANISED
D1791	U-BOLT SET D1951+D2051+D2102	AXLE	GALVANISED
D1791A	U-BOLT SET D1952+D2051+D2102	AXLE	GALVANISED
D1792	U-BOLT SET D1933+D2051+D2103	AXLE	GALVANISED
D1793	U-BOLT SET D1954+D2051+D2103	AXLE	GALVANISED
D1794	U-BOLT SET D1956+D2051+D2103	AXLE	GALVANISED
D1795	U-BOLT SET D1957+D2054+D2103A: 16mm	AXLE	GALVANISED
D1796	U-BOLT SET D1961+D2056+D21048: 16mm	AXLE	GALVANISED
D1799	TEA 95MM RND U BOLT KIT TEA: U-BOLT SET FOR 95mm RND AXLE		

U BOLT SELECTION GUIDE


	39mm RND	40mm SQ	45mm SQU	50mm RND	50mm SQ	65mm RND	65mm SQ
45mm WIDE LEAF							
2 leaf	D1865	D1932					
3 leaf	D1865	D1901					
4 leaf	D1801	D1901					
5 leaf	D1801	D1901	D1904	D1804			
6 leaf	D1801	D1901	D1904	D1804			
7 leaf	D1802	D1902	D1904	D1804	D1915		
8 leaf	D1802	D1902	D1904	D1804	D1915		
9 leaf		D1903	D1906	D1805	D1908		
10 leaf		D1903	D1906	D1805	D1908		
60mm WIDE SPRINGS LEAF							
6 leaf			D1930	D1810	D1910	D1807	
8 leaf			D1930	D1810	D1910	D1807	D1909
9 leaf			D1907	D1810	D1911	D1807	D1909
Leaf thickness 8mm LEAF							
9 leaf					D1911	D1806	
13 leaf						D1806A	D1916
ROCKER ROLLER SPRINGS ROLLER ASSEMBLY							
5 leaf (2 Tonne)		D1901	D1930	D1810	D1910	D1811	
7 leaf (3 Tonne)			D1907	D1810	D1911	D1807	
7 leaf (4 Tonne)							D1911
SINGLE LEAF SPRINGS (Parabolic)							
600 Kg	D1815	D1932					
1000Kg	D1815	D1932	D1933				
1400 Kg	D1815	D1932	D1933				

sales@trailerparts.net.au


Bayswater	O'Connor	Wangara
Ph 9279 5777	Ph 9314 2222	Ph 9302 2800
Fx 9377 1156	Fx 9337 1897	Fx 9302 2600



NUMBER PLATE LIGHT

EL100	LED NUMBER PLATE 4 LED 76 X 41 X 30mm Multivolt 12-24	
EL110 EL115	LED NUMBER PLATE FOR EL300 LED NUMBER PLATE FOR EL302	
EL106	LED NUMBER PLATE WHITE VISION	

INDIVIDUAL LIGHT : MULTI VOLTAGE

EL150A	LIGHT:LED-AMBER	80x80x30 mm
EL150R	LIGHT:LED- RED	80x80x30 mm
EL150W	LIGHT:LED- WHITE	80x80x30 mm
	36 LED EACH Multivolt 12-24V Clip in lenses 400mm of hard wired cable	

CLEARANCE LIGHT

BODY BUILDER VERSION 4 LED PER COLOUR

EL200A	LED CLEARANCE AMBER	4 LED
EL200R	LED CLEARANCE RED	4 LED
EL200W	LED CLEARANCE WHITE	4 LED
EL200RA	LED CLEARANCE RED/AMBER	4 LED
	35 X 58 X 19mm	

BUDGET VERSION 2 LED PER COLOUR

EL201W EL212	LED CLEARANCE WHITE LED CLEARANCE RED /AMBER	2 LED 4 LED
	35 X 58 X 19mm	
EL220	CLEARANCE LIGHT FLUSH MOUNTED	
	140 X 70 X 40mm	

SIDE LED LIGHTS : PERIE 9 - 32V

EL225A EL225R EL225RA EL225W	LIGHT LED SIDE MARKER AMBER LIGHT LED SIDE MARKER RED LIGHT LED SIDE MARKER RED/AMBER LIGHT LED SIDE MARKER WHITE
---------------------------------------	--

PEREI LIGHTS : Bayonet

ADR APPROVED, NUMBER PLATE LIGHTS

E0106A	PEREI NUMBER PLATE LIGHT LONG (110 X 45 X 40mm: Twin Bayonet)	
--------	---	---

REVERSING LIGHTS

EL160W EL170W	LIGHT : LED - WHITE REVERSING LIGHT : LED - REVERSE & FLOOD LAMP 12W
------------------	---

COMBINATION TAIL LIGHTS

ADR APPROVED

E0130	PEREI SQUARE COMBINATION (100 X 100 X 40mm: Bayonet globe)	
E0120	PEREI TRUCK COMBINATION LAMP (210 X 100 X 55mm: Bayonet globe)	
E0135	ARK SQUARE COMBINATION (95 X 95 X 35mm : Bayonet globe Clip on lenses)	

LED LIGHTS INTERIOR LIGHTS

E0506	ROUND 80mm 12 LED PUSH BUTTON	
E0515 E0516 E0517 E0518	WHITE STRIP LIGHT 100 x 25 x 10 WHITE STRIP LIGHT 150 x 25 x 10 WHITE STRIP LIGHT 300 x 25 x 10 WHITE STRIP LIGHT 600 x 25 x 10	









12 VOLT COMBINATION LAMPS

EL300	Rectangular 14 LED Stop/Tail/Indicator Includes reflector Size 150 x 80 x 22mm Fully submersible Stainless steel bolts	
EL302	Square 14 LED Stop/Tail/Indicator Includes reflector Size 150 x 80 x 22mm Fully submersible Stainless steel bolts	
EL300SET	Rectangular 8 LED Stop/Tail/Indicator/Reflector Size 150x80x22	EL303 EL303N EL303SET
EL304SET	Square 8 LED Stop/Tail/Indicator/Reflector Size 150x80x22	EL304 EL304N EL304SET
EL305	Trailer light kit L/H & R/H lights Stop/Tail/Indicator Number Plate 200x113x30mm	
EL334	Rectangle 150x80x30mm Stop/Tail/Indicator Includes reflector Stud mounted	





COMBINATION LIGHT : MULTI VOLTAGE

Stop / Tail / Indicator

EL320	LIGHT :LED COMBO 80x80mm lense 400mm of hard wired cable Multivolt 12-24V OD 100x100x30mm	
EL322	LIGHT :LED COMBO 100 x 100mm lense 400mm of hard wired cable Multivolt 12-24V OD 120 x 120 x 30mm	
EL330-LH	LIGHT :PEREI COMBO OD 100x100x30mm Includes reflector	
EL330-RH	LIGHT :PEREI COMBO OD 100x100x30mm Included number plate light Includes reflector	
EL340	LED COMBO : STOP / TAIL / (RED / RED) 200 x 50 x 28mm 400mm of cable	
EL341	LED AMBER 200 X 50 X 28mm (AMBER) EL342 LIGHT COMBO STOP/INDICATOR (RED / AMBER) 200 x 50 x 28mm 400mm of cable	

CLUSTER LIGHT

Stop / Tail / Indicator

EL400	LED 2X 80mm Cluster RED/AMBER 36 LED EACH Multivolt 12-24V 400mm of hard wired cable Clip in lenses. 190x100x28mm	
EL410 EL412	LED 3X 80mm Cluster RED/RED/AMBER LED 3X 80mm Cluster RED/AMBER/WHITE 36 LED EACH Multivolt 12-24V Clip in lenses. 400mm of hard wired cable 415 x 145 x 32mm	
EL420 EL422	LED 3X100mm Cluster RED/RED/AMBER LED 3X100mm Cluster RED/AMBER/WHITE 36 LED EACH Multivolt 12-24V Clip in lenses. 400mm of hard wired cable 350 x 120 x 31mm	
EL430 EL432	LED 3X125mm Cluster RED/RED/AMBER LED 3X125mm Cluster RED/AMBER/WHITE 36 LED EACH Multivolt 12-24V Clip in lenses. 400mm of hard wired cable 415 x 145 x 32mm	
EL800 EL800A EL800R	LED 102mm WHITE ROUND 12v LED 102mm AMBER ROUND 12v LED 102mm RED ROUND 12v 130mm OUTSIDE 21 LED CARAVAN LIGHT	

REFLECTORS PERIE Comply to ADR

E0162 E0162A E0162B	ROUND - 60mm RED ROUND - 60mm AMBER ROUND - 60mm WHITE	
E0163 E0163A E0163B	ROUND - 80mm RED ROUND - 80mm AMBER ROUND - 80mm WHITE	
E0164 E0164A E0164B	OBLONG STICK ON - (70 X 20mm) RED OBLONG STICK ON - (70 X 20mm) AMBER OBLONG STICK ON - (70 X 20mm) WHITE	
E0165A E0165B	OBLONG STICK ON - (70 X 40mm) AMBER OBLONG STICK ON - (70 X 40mm) WHITE	
E0168 E0168A E0168B	SCREW ON - (70 X 40mm) - RED SCREW ON - (70 X 40mm) - AMBER SCREW ON - (70 X 40mm) - WHITE	
E0169 E0169A E0169B	SCREW ON - (100 x 50mm) - RED SCREW ON - (100 x 50mm) - AMBER SCREW ON - (100 x 50mm) - WHITE	

LIGHTING KIT

includes combination lights, 7 pin plug, all reflectors & cable

L.E.D. LIGHT KIT

EL090	LIGHT SET : TRAILER	1.6	X 4.0M	MAXIMUM	<i>LED kit uses cheapest 12V lights available at the time. Kits may vary over time.</i>
EL022	LIGHT SET : TRAILER	2.1	X 6.0M	MAXIMUM	
EL094	LIGHT SET : TRAILER	2.1	X 10M	MAXIMUM	
EL096	LIGHT SET : TRAILER	2.1 plus	X 4.0M	MAXIMUM	
EL098	LIGHT SET : TRAILER	2.1 plus	X 6.0M	MAXIMUM	

LIGHT BAR FOR BOAT TRAILER

E0401C	LIGHT BAR WITH LED ON WHITE PLASTIC BAR
E0401E	LIGHT BAR COMPLETE - 1520mm LONG



PLUG & PLAY CABLING

	VEHICLE
EL905	CABLE 1.1m & 7 PIN PLUG 7 PIN WA PLUG
EL905A	CABLE 1.1m & 7 PIN PLUG 7 PIN FLAT
EL907	CABLE 3.7m EXTENSION WITH 'T' GOOSE END
EL907A	CABLE 4.3m EXTENSION WITH 'T' GOOSE END
EL907B	CABLE 5.5m EXTENSION WITH 'T' GOOSE END
EL912	CABLE 6.1m EXTENSION WITH 'T' GOOSE END
EL909	CABLE 2.1m 4 WIRE LAMP-LAMP
EL912	CABLE 1.1m 4 WIRE LAMP-LAMP
EL913	CABLE 1.3m 4 WIRE LAMP-LAMP
EL914	CABLE 1.5m 4 WIRE LAMP-LAMP
EL915	CABLE 1.7m 4 WIRE LAMP-LAMP
EL916	CABLE 1.9m 4 WIRE LAMP-LAMP
EL910	CABLE 4m TWIN 2M-2F PLUG&PIN
EL911	CABLE 5m TWIN 2M-2F PLUG&PIN
	TRAILER LIGHTS

COMPLIANCE PLATE

E0605	TRAILER COMPLIANCE PLATE Information required below to stamp on compliance plate
E0607	COMPLIANCE PLATE PRINTED

Once your application is approved, please supply us with the following and we will stamp it onto your compliance plate.

- TRAILER MAKER
- DATE OF MANUFACTURE
- VIN NUMBER
- AGGREGATE TRAILER MASS
- TYRE SIZE
- RIM SIZE
- TYPE OF TRAILER

MANUFACTURES NAME:
This trailer was manufactured to comply with the Motor Vehicle Standards Act 1989

DATE OF MANUFACTURE

VIN

AGGREGATE TRAILER MASS Kg TARE Kg


TYRE SIZE Kg

RIM SIZE RECOMMENDED COLD INFLATION PRESSURE 220 Kpa

TYPE OF TRAILER


THE TYRES FITTED TO THIS VEHICLE SHALL HAVE A SPEED CATEGORY NOT LESS THAN "L" (120KM/H)
THE SUM OF THE LOAD CARRYING CAPACITIES OF THE TYRES FITTED TO ANY AXLE OR AXLE GROUP OF THIS VEHICLE SHALL NOT BE LESS THAN THE RELEVANT LOAD SHOWN ABOVE.

HORSE FLOAT SPRINGS

E0701	30" FLAT SPRING	
E0703	30" HELPER LEAF	
E0715	30" HORSE FLOAT SPRING ASSEMBLY COMPLETE	
E0716	30" HORSE FLOAT SPRING ASSEMBLY & HELPER COMPLETE Set includes springs, mount brackets and bolts.	
E0707-LH	COIL SPRING FOR TAILGATE 13mm DIA. STEEL	
E0707-RH	COIL SPRING FOR TAILGATE 13mm DIA. STEEL	
E0711-LH	COIL SPRING FOR TAILGATE 16mm DIA. STEEL	
E0711-RH	COIL SPRING FOR TAILGATE 16mm DIA. STEEL	
E0712-LH	COIL SPRING FOR TAILGATE 19mm DIA. STEEL	
E0712-RH	COIL SPRING FOR TAILGATE 19mm DIA. STEEL	

Right & left hand determined by the side the long arm is on when spring is mounted on trailer and viewed from rear of trailer.
Arm length 560mm overall. 9 coils, 52mm center, 150mm leg.
Center shaft diameter should be 12mm less than the spring inner diameter



R CLIPS

E0801	R CLIP 4 X 90mm	
E0801A	R CLIP 3 X 65mm	
E0801B	R CLIP 5 X 110mm	
E0801C	R CLIP 6 X 115mm	
E0801D	R CLIP 7 X 150mm	





LYNCH PIN

E0802	LYNCH PIN 6mm	
E0802B	LYNCH PIN 8mm	
E0802C	LYNCH PIN 11mm	
E0802D	LYNCH PIN 4.5mm	
E0802E	LYNCH PIN 11mm LONG	

SPRUNG CATCHES


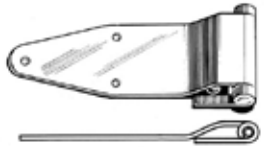


E0803	STANDARD SPRUNG CATCH :12MM Base 60 x 30 mm. 115mm Over All	
E0803A	HEAVY SPRUNG CATCH 16 mm Base 95 x 32 x 8mm. Overall 180mm	

TOGGLES






E0812	TOGGLE LOCK - WELDABLE 20mm	
E0813	TOGGLE LOCK—THREADED	
E0825	BONNET LATCH : RUBBER	
E0908	TOGGLE KIT - SHORT	
E0909	TOGGLE KIT - LONG Kit includes threaded toggle, nut, strike plate and rubber dampener.	



HINGES

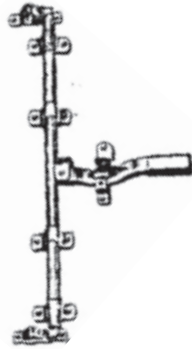
E0820	PLATED BOLTABLE HINGE - FEMALE	
E0822	PLATED BOLTABLE HINGE - MALE Zinc plated & drilled	
E0904	TAILGATE HINGE SET : male & female (E0906 & E0907)	
		
E0905	TAILGATE FEMALE : LONG SUIT E0904 300mm long Black metal finish	
E0906	TAILGATE FEMALE SHORT SUIT E0904 100mm long Black metal finish	
E0907	TAILGATE GUDGEON - MALE (LEFT AND RIGHT)	
E0935	HINGE 180 deg	BOLT ON
E0936	HINGE 270 deg	BOLT ON
E0937	HINGE 270 deg	WELD ON
		
E0962	UTILITY SPRUNG CORNER FASTENER	
		
E0960	PIANO HINGE : 38 x 1.6 x 1250mm	
E1400	PIANO HINGE 1225 x 15 x 0.5 STEEL	
E1401	PIANO HINGE 1225 x 38 x 1.6 STEEL	
E1402	PIANO HINGE 1225 x 100 x 2 STEEL	
E1403	PIANO HINGE 1225 x 33 x 0.5 STEEL	
E1410	PIANO HINGE 1225 x 38 x 2 STEEL	
		

CAM LATCHES

E0914	CAM LATCH : ADJUSTABLE	90x30mm
E0915	CAM LATCH : ADJUSTABLE	1 15x32mm
E0916	CAM LATCH : ADJUSTABLE	160x45mm
		
E0917	CAM LATCH - LOCKABLE	
		
E0918	CAM LATCH - HEAVY , LOCKABLE	
		
E0919	CAM LATCH - HIGH SECURITY	
		
E0924	CAM ROOF CLAMP FOR CAMPER	
		

HANDLES

E0920 DOOR RETAINER
E0930 DOUBLE DOOR LOCKING DEVICE



E0950 HANDLE : COMPRESSION 100x50mm
E0950B HANDLE : COMPRESSION 80x40mm



E0951 HANDLE : RECESSED LOCKABLE "T"
E0951A ROD TO MAKE 3 POINT LOCKING
E0951B ROD GUIDE



E0955 DOOR HANDLE "T" TYPE LOCKABLE
E0957 DOOR INSIDE LATCH



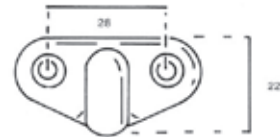
CORNER FASTENERS

E0966 NYLON KNOB & SPINDLE
(HEAVY DUTY : JOCKEY WHEEL)

E0940 TURN BUCKLE - EYE TO EYE 10mm
E0940A TURN BUCKLE - EYE TO HOOK 10mm



E0941 LASHING HOOKS



E0945 LASHING RING
90mm square body
Eye 55 x 35mm sprung flat



GAS STRUTS We gas the struts to your requirements.

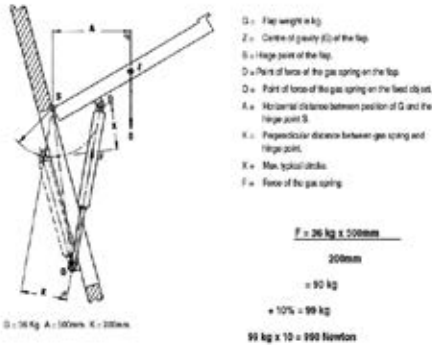
INSTALLING GAS STRUTS

Determine the open and closed lengths to fit in the gas strut.
 The extended length of the Gas Strut should be approximately 60% of the door or hatch length.
 Distance from the hinge to the door mount is approx. 33%
 Installation with piston rod facing downwards.



HOW DO YOU SELECT THE CORRECT GAS STRUT

Based on the load you want to carry select the appropriate Newton capacity and cylinder diameter.
 Select the appropriate end fitting (ball type is most commonly used).
 Determine what load you want to lift (see diagram and calculation below).



The extended length of the Gas Strut should be approximately 60% of the door or hatch length. i.e. 1000mm door will have a 600mm strut Distance from the hinge to the door mount is approx. 33%

The value F, applies for a gas strut temperature of 20°C; the extension force changes by 3.4% per 10°C deviation. Lateral forces on gas struts are not permissible. Protect piston rod from dirt, damage and paint.
 Do not undertake any mechanical work on the gas strut.
 Do not open! High pressure up to 200 bar.

FOR A FULL CATALOGUE, PLEASE CONTACT US OR VIEW ON OUR WEBSITE

E18-195-100N	GAS STRUTS 195-060
E18-245-100N	GAS STRUTS 245-085
E18-305-100N	GAS STRUTS 305-110
E18-315-100N	GAS STRUTS 316-120
E18-330-100N	GAS STRUTS 330/130
E18-340-100N	GAS STRUTS 340/135
E18-375-100N	GAS STRUTS 375/150
E18-405-100N	GAS STRUTS 405/165
E18-430-100N	GAS STRUTS 430/175
E18-450-100N	GAS STRUTS 450/190
E18-475-100N	GAS STRUTS 475/200
E18-500-100N	GAS STRUTS 500/215
E18-525-100N	GAS STRUTS 525/225
E18-550-100N	GAS STRUTS 550/240
E18-575-100N	GAS STRUTS 575/250
E18-585-100N	GAS STRUTS 585/255
E18-630-100N	GAS STRUTS 630/280
E18-670-100N	GAS STRUTS 670/295
E18-700-100N	GAS STRUTS 700/310
E18-750-100N	GAS STRUTS 750/340

E22-330-100N	GAS STRUTS 750/125
E22-505-100N	GAS STRUTS 505/215
E22-525-100N	GAS STRUTS 525/225
E22-595-100N	GAS STRUTS 595/260
E22-630-100N	GAS STRUTS 630/275
E22-700-100N	GAS STRUTS 700/310
E22-750-100N	GAS STRUTS 750/340
E22-795-100N	GAS STRUTS 795/360
E22-830-100N	GAS STRUTS 830/375
E22-900-100N	GAS STRUTS 900/410

E27-400-100N	GAS STRUTS 505/215
E27-700-100N	GAS STRUTS 750/335
E27-830-100N	GAS STRUTS 750/335
E28-1100-100N	GAS STRUTS 1100/500

E3002	BALL STUD 10mm M8x25mm
E3003	BALL STUD 10mm M8x12mm
E3010	BRACKET FLAT 10mm
E3011	BRACKET FLAT 13mm
E3012	BRACKET RIGHT INTERNAL 10mm
E3013	BRACKET RIGHT EXTERNAL 10mm
E3014	BRACKET RIGHT INTERNAL 13mm
E3015	BRACKET RIGHT EXTERNAL 13mm
E3020	BALL CUP 10mm EXT RETAIN CLIP
E3021	CUP 13mm EXT CLIP 30mm CENTRE
E3022	CUP 10mm EXT CLIP M6
E3023	CUP 10mm EXT CLIP 30 CENTRE M6
E3030	EYELET 5mm THICK 8m HOLE 28C-C
E3031	EYELET 10mm THICK 8m HOLE 29C-C
E3032	EYELET 10mm THICK 8m HOLE 18C-C
E3033	EYELET 10mm THICK 10m HOLE 18C-C
E3034	EYELET 10mm THICK 8mm HOLE 18C-C
E3040	CLEVIS M6 25 CENTRE 6mm HOLE
E3041	CLEVIS M6 36 CENTRE 6mm HOLE
E3042	CLEVIS M8 32 CENTRE 8mm HOLE

E18	Diameter of cylinder
550	Length of cylinder
100N	Force able to be applied

E18-550-100N

We gas to your requirements.



AIR VENTS

E0720	SMALL SCUPPER (ALLOY SPRUNG AIR VENT) (Opening size 100 x 60mm)
E0721	LARGE SCUPPER (Opening size 190 x 100mm) 
E0722	MULLER VENT : PLASTIC Drawing air out by venturi effect O.D. 280 x 185mm 
E0724	SPINNING VENT : PLASTIC Drawing air out by venturi effect O.D. 230mm : Opening 120mm 
E0723	ROSE VENT : ALUMINIUM 150mm diameter
E0723A	ROSE VENT : PLASTIC 150mm diameter 

WATER TANKS

E1102	WATER TANK 58 LITRE 800 X 460 X 180MM 
E1104	WATER TANK 80 LITRE 1160 X 460 X 180MM 
E1106	WATER TANK 57 LITRE SQUARE 750 X 350 X 240MM 
E1200 E1224	WATER INLET - FLAP TYPE WATER INLET - LOCKABLE 
E1230	RV WATER LEVEL INDICATOR gives an accurate reading of the water level, whose tanks have a maxi depth of 280mm and a max wall thickness of 10mm
E1300	WATER PUMP Easy dual action TROJAN 

WINCHES

Securely bolt base using all bolt holes. The twisting of the winch body when the winch is under load places extreme pressure on the winch gears. All winches must be lubricated on all gears. Winches are not for the movement of people or securing load or boat.

PULLING WINCHES

Pulling winches are rated for a rolling load. These are not for the movement of people or a load securing device for boats on trailers.

PREMIUM WINCHES BY AL-KO International

Model	Brand	Ratio	Capacity Kg	Cable Size	Body Size	Handle	Brake
F0130	ALKO	1:1	250	6Mx4mm	150x100	Fixed	-
F0142	ALKO	3:1:1	500	6Mx4mm	150x100	Removable	-
F0143	ALKO	5:1:1	700	6Mx5mm	150x100	Removable	-
F0144	ALKO	10:5:1	1000	7.5Mx6mm	150x100	Removable	-
F0145	ALKO	15:5:1	1200	7.5Mx6mm	150x100	Removable	-



PREMIUM WEBBED WINCHES

WEB

F0146	ALKO	3:1:1	500	4Mx50mm	150x100	Removable	-
F0147	ALKO	5:1:1	700	6Mx50mm	150x100	Removable	-
F0148	ALKO	10:5:1	1000	7Mx50mm	150x100	Removable	-
F0149	ALKO	15:5:1	1200	7Mx50mm	150x100	Removable	-

JARRETT All winches have One Way pawls

CABLE

F0103	Jarrett	3 : 1	300	6Mx4mm	124x110	Fixed	-
F0109	Jarrett	5 : 1	500	6Mx4mm	124x110	Fixed	-
F0110	Jarrett	5:1:1	500	6Mx5mm	124x110	Loose	-
F0113	Jarrett	10:5:1	1000	7.5Mx6mm	124x110	Loose	-

ATLANTIC WINCHES

ROPE

F0171	Atlantic	3 : 1	300	Web		Fixed	-
F0172R	Atlantic	5 : 1	500	Super Rope		Fixed	-
F0173R	Atlantic	5:1:1	500	Super Rope	124x110	Loose	-
F0174R	Atlantic	10:5:1	1000	Super Rope	124x110	Loose	-
F0175R	Atlantic	15:5:1	1500	Super Rope	124x110	Loose	-



BRAKE WINCHES

Brake winches are rated for a vertical load. DO NOT use for lifting humans.

JARRETT

F0122	Jarrett	5:1	300	7.5Mx5mm	140 x 143	Bolt On	Self Act.
F0122A	Jarrett	3:1	200	7.5Mx5mm	140 x 143	Bolt On	Self Act.
F0122B	Jarrett	10 : 1	500	7.5Mx5mm	140 x 143	Bolt On	Self Act.

ATLANTIC

F0162	Atlantic	8:1	630	No Cable	234x230	Bolt On	Self Act.
F0163	Atlantic	15:1	1200	No Cable	234x230	Bolt On	Self Act.



ELECTRIC WINCHES

F0150	Type: Pulling Capacity: 680Kg Cable: 15x5mm Size: 275x220x200 Ratio: 189:1 Speed: 227Kg - 3.1m / Min 454Kg - 2.7m / Min 681Kg - 2.5m / Min Weight: 16.4Kg
F0152	Type: Pulling Capacity: 1365Kg Cable: 15X5mm Size: 275x220x200 Ratio: 586 : 1 Speed: 454kG - 0.9m/min 908Kg - 0.8m / Min 1362Kg - 0.75m / Min Weight: 16.4Kg



WINCH CABLES & ACCESSORIES

F0201A	6.0M x 4mm CABLE & 'S'HOOK
F0202	7.5M x 5mm CABLE & SNAP HOOK
F0203	15M x 5mm CABLE & SNAP HOOK
F0235	7.5M x 6mmCABLE & SNAP HOOK
F0236	15M x 6mm CABLE & SNAP HOOK
F0230	6M x 5mm SUPER ROPE
F0232	7M x 7mm SUPER ROPE
F0234	15Mx 7mm SUPER ROPE
F0252	Low stretch UV resistant Polyethylene WEB & SNAP HOOK 7.5M x 50mm
F0207	HOOK : STAINLESS STEEL " S"
F0209	HOOK : FIGURE "8" SNAP HOOK
F0215	HOOK : SNAP HOOK MARINE
F0204	HANDLE : CAST WINCH
F0205	HANDLE : JARRETT WINCH (HEX)
F0205A	HANDLE : JARRETT WORM DRIVE
F0206A	HANDLE : ALKO
F0260	PULLEY BLOCK & HOOK 50mm
F0261	PULLEY BLOCK : Steel 50mm
F0265	PULLEY BLOCK : Steel 90mm

ALKO PREMIUM WINCH SPARES

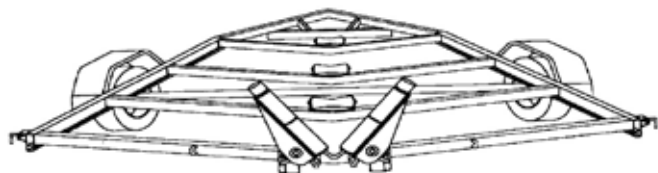
FP-001	WINCH PAWL 1:3:5
FP-002	WINCH PAWL 1:5:10
FP-003	WINCH PAWL SPRING 1:15
FP-004	WINCH PAWL SPRING 1:3:5
FP-005	WINCH PAWL SPRING 1:5:10
FP-006	WINCH PAWL SPRING 1:15
FP-010	WINCH BUSH 16mm
FP-011	WINCH BUSH 20mm
FP-020	WINCH GEAR 1:3:5
FP-021	WINCH GEAR 10:1
FP-022	WINCH GEAR 15:1
F0270	CAST WINCH PAWL ASSY

WINCH POST & PLATE

F0180	WINCH POST	SMALL
	575mm	
F0184	WINCH POST	LARGE
	750mm	
F0192	WINCH PLATE	MEDIUM
	Suits most winch hole patterns	



Eziguide is designed for easy fitting on a wide variety of trailers. It comprises two separate spring-loaded 15"roller arms which bolt to the rear of the trailer, either side of the existing keel roller. Sizing related to the spring material diameter.



MODEL	POWER	SAILBOATS
F1050	EG8	3.6 to 4.2m 4.2 to 4.8m
F1052	EG10	4.2 to 4.8m 4.8 to 6.0m
F1054	EG11	4.8 to 6.0m 6.0 to 8.5m
F1056	EG13	6.0 to 8.5m

sales@trailerparts.net.au

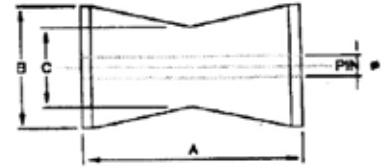
Bayswater Ph 9279 5777 Fx 9377 1156	O'Connor Ph 9314 2222 Fx 9337 1897	Wangara Ph 9302 2800 Fx 9302 2600
---	--	---

RED POLY ROLLERS

Polyurethane rollers are an excellent general purpose roller with particular application to fiberglass boats. The roller have a little give to suit the fibreglass while return to shape well.

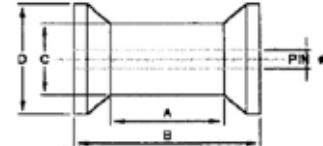
CONCAVE ROLLER

	A	B	C	PIN
F0402	175	80	55	19mm
F0404	195	67	45	19mm




STEPPED ROLLER

	A	B	C	D	PIN
F0440	65	175	60	120	22mm
F0442	60	150	35	60	16mm
F0444	10	48	30	50	16mm



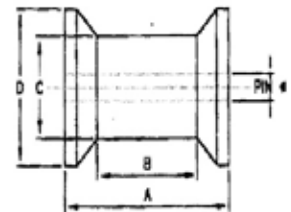
PARALLEL ROLLER

	A	B	PIN
F0420	150	75	19mm
F0421	150	50	19mm
F0422	200	75	19mm
F0423	200	50	19mm
F0424	300	75	19mm
F0425	300	50	19mm



COTTON REEL ROLLER

	A	B	C	D	PIN
F0406	85	40	50	75	16mm
F0408	110	55	50	75	19mm
F0410	160	105	50	75	19mm
F0412	195	135	50	75	19mm
F0414	100	53	45	62	16mm
F0416	300	160	50	80	25mm
F0418	120	55	50	750	19mm



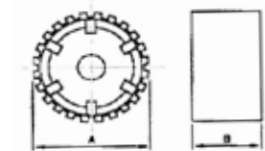
V BLOCK - BOW STOP

	A	B	C	PIN
F0452	90	50	85	12mm
F0454	115	70	110	12mm
F0456	50	50	80	12mm



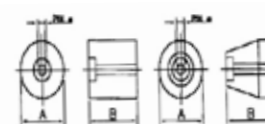
WOBBLE ROLLER

	A	B	PIN
F0450	105	85	25mm



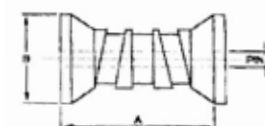
BUNK ROLLER

	A	B	PIN
F0460	62	75	16mm (TAPERED)
F0462	63	75	16mm (SQUARE)



SELF-CENTERING ROLLER

	A	B	PIN
F0430	170	70	19mm
F0434	240	80	19mm

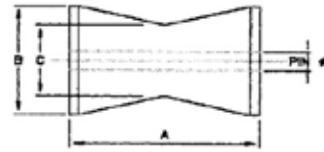


BLACK RUBBER ROLLERS

Rubber rollers are an excellent cheap form of roller which have been used on boat trailer for years. They are the traditional roller. Suitable for all types of boats.

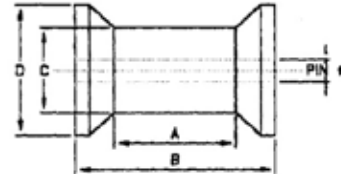
CONCAVE ROLLER

	A	B	C	PIN
F0330	300	90	80	25mm
F0332	200	69	45	21mm



STEPPED ROLLER

	A	B	C	PIN
F0316	63	160	35	17mm



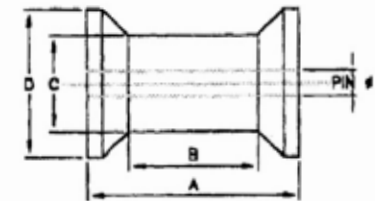
PARALLEL ROLLER

	A	B	PIN
F0310	150	60	18mm
F0310A	200	60	22mm
F0311	300	60	24mm



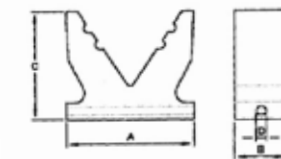
COTTON REEL ROLLER

	A	B	C	D	PIN
F0302B	110	55	50	75	16mm
F0304	75	62	35		17mm
F0306	178	65	75	127	16mm
F'0314	152	52	100	102	19mm
F0327	104	58	45	61	17mm
F0328	145	40	40	90	17mm
F0331	145	60	70	120	16mm



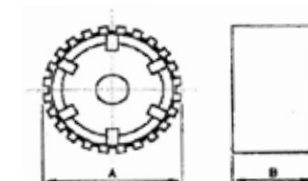
V BLOCK - BOW STOP

	A	B	C	PIN
F0510	100	50	80	16mm



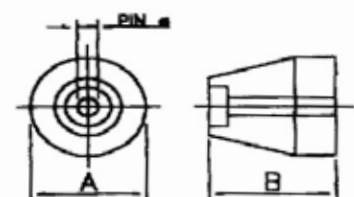
WOBBLE ROLLER

	A	B	PIN
F0321	100	100	25mm
F0321B	100	75	25mm (RIPPLED)
F0321C	120	80	26mm (BLUE POLY)



BUNK ROLLER

	A	B	PIN
F0308	62	75	16mm (TAPERED)
F0309	62	75	16mm (SQUARE)



sales@trailerparts.net.au

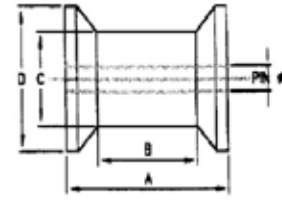
Bayswater	O'Connor	Wangara
Ph 9279 5777	Ph 9314 2222	Ph 9302 2800
Fx 9377 1156	Fx 9337 1897	Fx 9302 2600

BLUE MAGNA ROLLERS

For ALUMINIUM, Blue Magna rollers are excellent, hard wearing rollers for boats and for rolling metal across.

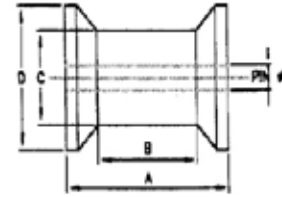
COTTON REEL ROLLER

	A	B	C	D	PIN
F0353	122	52	50	75	17mm
F0354	154	40	50	90	17mm
F0355	115	55	56	75	17mm
F0356	160			70	17mm



STEPPED ROLLER

	A	B	C	D	PIN
F0360	160	60	40	60	17mm
F0362	100			55	17mm



CONCAVE ROLLER

	A	B	C	PIN
F0370	200	45	70	22mm



PARALLEL ROLLER

	A	B	PIN
F0375	200	60	17mm



SIDE STRIPPING - FOR BOAT TRAILERS

F0508	45mm THERMOPLASTIC PER METRE Glue on plastic stripping. 45 X 8mm
F0514	MAGNA STRIPPING: BLUE 55 X 18mm Extremely tough and slippery slide for aluminium boats.
F0516	MAGNA PLANK: BLUE 70 X 40mm Tough and slippery side rail. No need for metal supports. Sold by the meter from 3 M lengths
F0517	MAGNA PLANK: KIT 1m of Magna Plank complete with galvanised brackets to bolt to existing supports. MAGNA PLANK: BLUE 70 X 40mm



ROLLER BRACKETS

(GALVANIZED)

F0600	ROLLER BRACKET	85 X 56 X 17mm
F0601	ROLLER BRACKET	115 X 65 X 17mm
F0601A	ROLLER BRACKET	130 X 65 X 17mm
F0602	ROLLER BRACKET	160 X 66 X 17mm
F0603	ROLLER BRACKET	210 X 65 X 17mm
F0603A	ROLLER BRACKET	320 X 90 X 17mm



ROLLER PINS

F0604	ROLLER PIN	165 X 16mm	ZINC PLATED
F0605	ROLLER PIN	195 X 16mm	ZINC PLATED
F0606	ROLLER PIN	270 X 16mm	ZINC PLATED
F0607	ROLLER PIN	370 X 16mm	ZINC PLATED
F0608	ROLLER PIN	120 X 16mm	ZINC PLATED



F0604A	ROLLER PIN	165 X 20mm	ZINC PLATED
F0605A	ROLLER PIN	195 X 20mm	ZINC PLATED
F0606A	ROLLER PIN	270 X 20mm	ZINC PLATED
F0607A	ROLLER PIN	370 X 20mm	ZINC PLATED



F0604S	ROLLER PIN	165 X 16mm	STAINLESS
F0605S	ROLLER PIN	195 X 16mm	STAINLESS
F0608S	ROLLER PIN	120 X 16mm	STAINLESS
F0607S	ROLLER PIN	370 X 16mm	STAINLESS

F0660	ROLLER BRACKET	SINGLE	100mm
F0662	ROLLER BRACKET	SINGLE	150mm
F0664	ROLLER BRACKET	TWIN LEG	200mm
F0666	ROLLER BRACKET	TWIN LEG	300mm



F0670	LOW WATER ROCKER SPINDLE	200mm
-------	--------------------------	-------



F0672	LOW WATER ROCKER BRACKET	200mm
F0674	LOW WATER ROCKER BRACKET	300mm



ADJUSTABLE SUPPORTS

Threaded adjusting bolts, nuts & washers - Galvanised

F0802	305 X 20mm INCLUDING NUTS AND WASHERS
F0803	356 X 20mm INCLUDING NUTS AND WASHERS



sales@trailerparts.net.au

Bayswater	O'Connor	Wangara
Ph 9279 5777	Ph 9314 2222	Ph 9302 2800
Fx 9377 1156	Fx 9337 1897	Fx 9302 2600

BUNK ROLLER BRACKETS

F0808	BUNK ROLLER SUPPORT - 20mm THREAD, NUTS & WASHERS	
F0915	BUNK ROLLER HEAD - GALVANISED	
F0810	BUNK ROLLER ASSEMBLY - 20mm HEAD AND SUPPORT ONLY	
F0814	BUNK ROLLER KIT WITH BLACK ROLLERS	20mm THREAD
F0816	BUNK ROLLER KIT WITH RED ROLLERS	20mm THREAD



WOBBLE ROLLER BRACKETS

F0812	WOBBLE ROLLER TANDEM ASSY (NO ROLLERS)	
F0813	WOBBLE ROLLER QUAD ASSY (NO ROLLER)	



F0824	WOBBLE ROLLER KIT : RED POLY ROLLER	
F0828	WOBBLE ROLLER KIT : BLUE POLY ROLLER	
F0828	WOBBLE ROLLER KIT : BLACK RUBBER ROLLER	



F0921	WOBBLE ROLLER TANDEM HEAD: NO ROLLERS	
F0924	WOBBLE ROLLER QUAD HEAD	
F0926	WOBBLE ROLLER SINGLE HEAD	
F0922	WOBBLE ROLLER SUPPORT - TUBULAR R.H.S	

F0952	SPIGGOT BRACKET	50 x 50mm
F0954	SPIGGOT BRACKET	65 x 40mm
F0956	SPIGGOT BRACKET	75 x 50mm
F0958	SPIGGOT BRACKET	100 x 50mm
Fit around RHS and tightened with bolt		



F0960	SOCKET BRACKET	WELD ON
F0962	SOCKET BRACKET	BOLT ON SINGLE
F0964	SOCKET BRACKET	BOLT ON TWIN

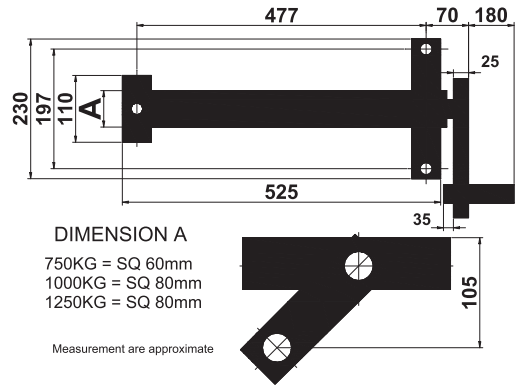


Positorque

Half axles sold per half but rated per pair

I0102	POSITORQUE	750 Kg PER PAIR
I0103	POSITORQUE	1000 Kg PER PAIR
I0105	POSITORQUE	1250 Kg PER PAIR

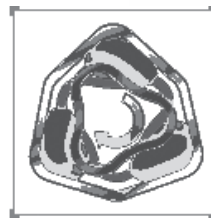

The Positorque axle is a simple rubberized suspension which uses four (4) rubber rods mounted in each corner of a square tubing. The swing arm is mounted at 30 degree for a low ride height. Only available as half axles.



ALKO

Half axles sold per half but rated per pair

I0702	ALKO FULL AXLE	401 - 850 KG
I0703	ALKO FULL AXLE	851 - 1250 KG
I0704	ALKO FULL AXLE	1251 - 1450 KG
I0704-16	ALKO FULL AXLE	1251 - 1450 KG
I0705	ALKO FULL AXLE	1450 - 1600 KG
I0706	ALKO FULL AXLE	1600 - 2500 KG
I0710	ALKO HALF AXLE	400 Kg PER PAIR
I0714	ALKO HALF AXLE	850 Kg PER PAIR
I0716	ALKO HALF AXLE	1250 Kg PER PAIR
I0718	ALKO HALF AXLE	1450 Kg PER PAIR
I0720	ALKO HALF AXLE	1600 Kg PER PAIR
I0722	ALKO HALF AXLE	2500 Kg PER PAIR



The AL-KO I.R.S. axle uses simple and effective engineering. The hexagonal axle tube houses three rubber elements held in place by a triple fluted inner tube. Suspension movement between bump and rebound compresses the rubber elements thus providing dampening of road shocks.

The unique self-dampening characteristics of the rubber elements slows down the rebound. Every AL-KO I.R.S. axle is manufactured to exact engineering standards and tested for toe-in and camber as well as load rated deflection using state-of-the-art alignment technology. The AL-KO I.R.S. axles are also available in special configurations, such as half axles.



sales@trailerparts.net.au

Bayswater	O'Connor	Wangara
Ph 9279 5777	Ph 9314 2222	Ph 9302 2800
Fx 9377 1156	Fx 9337 1897	Fx 9302 2600

SPRUNG MECHANICAL SUSPENSION

ADR MECHANICAL SUSPENSIONS

L1000	ADR 3T SINGLE MECH SUSP U/S ASSY
L1005	ADR 3T SINGLE MECH SUSP O/S ASSY
L1010	ADR 6T TANDEM MECH SUSP U/S ASSY
L1015	ADR 6T TANDEM MECH SUSP O/S ASSY
L1020	ADR 9T TRIAXLE MECH SUSP U/S ASSY
L1025	ADR 9T TRIAXLE MECH SUSP O/S ASSY
L1030	ADR 6T SINGLE MECH SUSP U/S ASSY
L1035	ADR 6T SINGLE MECH SUSP O/S ASSY
L1040	ADR 12T TANDEM MECH SUSP U/S ASSY
L1045	ADR 12T TANDEM MECH SUSP O/S ASSY
L1050	ADR 18T TRIAXLE MECH SUSP U/S ASSY
L1055	ADR 18T TRIAXLE MECH SUSP O/S ASSY

ADR AIR SUSPENSIONS

L2000	ADR 3T AIR SUSPENSION US ASSY
L2005	ADR 3T AIR SUSPENSION OS ASSY
L2010	ADR 6T AIR SUSPENSION US ASSY
L2015	ADR 6T AIR SUSPENSION OS ASSY
L2100	ADR AUX KIT HCV FOR RAISING/LO ASSY
L2200	ADR AIR HCV KIT SINGLE ASSY
L2205	ADR AIR HCV KIT TANDEM ASSY
L2210	ADR AIR HCV KIT TRIAXLE ASSY

ADR S-CAM AXLES

L3000	ADR 3T AXLE ASSY SINGLE ASSY
L3100	ADR 6T AXLE ASSY SINGLE 2150mm ASSY
L3105	ADR 6T AXLE ASSY SINGLE 1920mm ASSY
L3110	ADR 6T AXLE ASSY DUAL 1920mm ASSY



ADR AIR KITS

L4000	ADR AIR KIT SINGLE AXLE ASSY
L4005	ADR AIR KIT TANDEM AXLE ASSY
L4010	ADR AIR KIT TRIAXLE AXLE ASSY

SPARES

L5000	SPARES TEA BRAKE CHAMBER 1216 SPRINGBRAKE
L5010	SPARES TEA SPARES: AUTOMATIC SLACK ADJUSTER
L5012	BKABS002RM TEA SPARES: TANDEM ABS REMOTE MOUNT 24v
L5020	SPARES TEA SPARES: 95mm RNO U BOLT
L5021	SPARES TEA SPARES: 95mm RNO IIXLE SADDLE (SEAT)
L5022	SPARES TEA 95MM RNO FISHPLATE; 95x75x20
L5025	SPARES TEA LSV MECHANICAL SUSPENSION
L5030	SPARES TEA LSV AIR SUSPENSION
L5050	SPARES TEA BRAKE SHOE SUIT 3T IIXLE: PER SHOE
L5060	SPARES TEA SPARE: OUSTCAP SUIT 3T (IIX3T) IIXLE
L5070	SPARES TEA SPARE: STUD & NUT SUIT 3T (IIX3T) IIXLE
L5100	SPARES TEA DRUM 3T FOR ALTERNATE PATTERN

**ABS
OPTIONS
AVAILABLE**
PHONE OR EMAIL TO DISCUSS THE OPTIONS

**Kit A - 500Kg SINGLE AXLE TRAILER**

1 x	B0107	39mm ROUND AXLE: 1650mm
1 x	D0105	4 LEAF SPRING ASSEMBLY
1 x	D1755	U BOLT KIT
2 x	C0101	HUB ASSEMBLY - HOLDEN HT
1 x	A0112	COUPLING 50mm

**Kit B - 750Kg SINGLE AXLE TRAILER
(NO BRAKES)**

1x	B0207	40mm SQUARE AXLE: 1650mm
1x	D0107	6 LEAF SPRING ASSEMBLY
1x	D1770	U BOLT KIT
2 x	C0105	HUB ASSEMBLY - FORD
1x	A0112	COUPLING 50mm

**Kit C - 1100Kg SINGLE AXLE TRAILER
(LANDCRUISER WHEELS)**

1x	B0401	AXLE 1650MM 65" 45MM SQ S/LINE
1x	D0109	SPRING ASSY 8 LEAF ASSY 1.1T
1x	D1775	U-BOLT SET D1906+D2002+D2103
1x	C2114B	MECHANICAL DISC BRAKS ASSY L/C S/L
1x	A0108	COUPLING O/RIDE MECHANIC
1x	C2910	BRAKE KIT SINGLE AXLE MECHANICAL

Kit D - 1500Kg SINGLE AXLE TRAILER

1x	B0482	AXLE 1650MM 65" 45MM 1.5 TONNE
1x	H0209	SPRING ASSY 1500KG 9L-60X6.5MM
1x	D1784	U-BOLT SET D1907+D2004+D2103A
2x	HA130	BRAKE MECH DISC 1500KG/PR
1x	A0108	COUPLING O/RIDE MECHANIC
1x	C2910	BRAKE KIT SINGLE AXLE MECHANICAL

Kit E - 1500Kg TANDEM AXLE TRAILER

2x	B0111	39mm ROUND AXLE: 1955mm
1x	D0801	5 LEAF ROCKER ASSEMBLY
2x	D1755	U BOLT KITS
2x	C0101	HUB ASSEMBLY - HOLDEN HT
1x	C1303	BRAKE ASSEMBLY: 9 X 1-3/4 MECHANICAL DRUM
1x	A0108	MECHANICAL OVERRIDE COUPLING
1x	C2910	BRAKE KIT SINGLE AXLE MECHANICAL

Kit F - 2000Kg SINGLE AXLE TRAILER

1x	B0901	AXLE 1725MM 68" 50MM SQUARE
1x	H0201	SPRING ASSY 2000KG 9L-60X8MM
1x	D1780	U-BOLT SET D1911+D2006+D2104B
2x	HA200	BRAKE ASSY 12" ELECTRIC 2250KG
1x	A0102	COUPLING 50MM 3500KG
1x	C2910	BRAKE KIT SINGLE AXLE MECHANICAL

Kit G - 2000Kg TANDEM ROCKER TRAILER

2x	B0211	40mm SQUARE AXLE: 1955mm
1x	D0804	7 LEAF ROCKER SPRING ASSEMBLY
2x	D 1771	U BOLT KITS
1x	A0108	MECHANICAL OVERRIDE COUPLING
2 x	C0105	HUB ASSEMBLY - FORD
1 x	C2108	FORD MECHANICAL DISC ASSEMBLY

Kit H - 3000Kg SINGLE AXLE TRAILER

1x	B1001	63mm ROUND AXLE: 1727mm
1x	H0203	13 LEAF SPRING ASSEMBLY
4x	D1807	190 X 65 X 16mm U BOLTS
2x	D2008	63 X 63 X 12mm FISH PLATES
2x	D2106A	63mm ROUND SADDLES
2x	HB300	3 Tonne HUBS SCREWED DUST CAP
2x	HC400	BRAKE ASSEMBLY 12 x 2" ELECTRIC
1x	A0102	50MM COUPLING 3500kg
1x	H1915	HYDRASTAR ELECTRIC B/WAY



Kit I - 3000Kg TANDEM ROCKER TRAILER

2x	B0467	AXLE 2387MM 94" 45MM SQUARE PARALELL
1x	D0890-16	7 LEAF TAN-R/ROLL ASSY 16" 3T
2x	D1784	U-BOLT SET D1907+D2004-D2103A
2x	C1610	BRAKE ELEC PARALLEL L/C 6 STUD
1x	A0102	COUPLING 50MM 3500KG
1x	H1920	ELECTRIC BREAKAWAY

Kit J - 4000Kg TANDEM ROCKER TRAILER

2x	B0903	50mm SQUARE AXLE: 2387mm
1x	D0896-16	8 LEAF SPRING ASSEMBLY
2x	D1780	U BOLT KITS
4x	HA200	2 Tonne HUBS & ELEC BRAKE SCREWED DUST CAP
1x	A0120	COUPLING: 4.5 Tonne
1x	H1915	TANDEM AXLE ELECTRIC BRAKE-A-WAY UNIT

Kit K - 750 Kg CAMPER TRAILER (NO BRAKES)

1x	B0401	1650mm 45mm SLIM LINE AXLE
2x	C0124B	HUBS COMPLETE: L/CRUISER
1x	D0109	SPRING ASSEMBLY: 8 X 45
1x	D1775	U BOLT KIT: 12mm
1x	A0112	50mm COUPLING

Kit L - 1250 Kg CAMPER TRAILER (WITH HYDRAULIC BRAKES)

1x	B0401	1650MM 45MM SLIM LINE AXLE
1x	C2104C	HYD DISC BRAKE ASSY
1x	H0209	SPRING ASSEMBLY: 9 X 60
1x	D1783	U BOLT KIT: 16mm
1x	A0105	50mm HYDRAULIC OVERRIDE COUPLING
1x	C2901	BRAKE KIT
6x	C3402	COPPER TUBING

Kit M - 1500 Kg CAMPER TRAILER : (ELECTRIC BRAKES)

1x	B0461	AXLE 1650mm 1.5 TONNE
1x	C1610	TRAILER ELECTRIC BRAKES ON PARALLEL TURNING
1x	H0209	SPRING ASSEMBLY 9 X 60 LEAF
1x	D1784	U BOLT KIT: 16mm
1x	A0090	TREGG POLY BLOCK OFF-ROAD COUPLING

Kit N - 750 Kg GAFFA TRAILER NO BRAKES

1x	I0805	GAFFA TRAILING ARM SUSPENSION
2x	C0124B	1.5 TONNE HUBS COMPLETE
1x	A0112	50MM FIXED COUPLING

Kit O - 1500 Kg GAFFA TRAILER WITH BRAKES

1x	I0805	GAFFA TRAILING ARM SUSPENSION
2x	HA120	HUB / DISC ASSEMBLY
1x	A0099B	POLY BLOCK OVERRIDE COUPLING COMPLETE
1x	C2921	BRAKE KIT
6x	C3402	COPPER TUBING


Kit P - 1000 Kg GAFFA TRAILER WITH BRAKES

1x	I0805	GAFFA TRAILING ARM SUSPENSION
1x	C0804B	S/LINE L/CRUISER HUB & BRAKES
1x	A0099B	POLY BLOCK OVERRIDE COUPLING COMPLETE
1x	C2921	BRAKE KIT
6x	C3402	COPPER TUBING



Martin's Trailer Parts have certified products to meet the requirements of the recognised Australian Made symbol. We are proud to source, manufacture and supply as many Australian Made products as possible.

SHOP ONLINE AT
www.trailerparts.net.au



sales@trailerparts.net.au

Bayswater	O'Connor	Wangara
Ph 9279 5777	Ph 9314 2222	Ph 9302 2800
Fx 9377 1156	Fx 9337 1897	Fx 9302 2600

Martin's

TRAILER PARTS

OUR WORKSHOP

Our quality controlled workshop is one of the most advanced facilities in the trailer industry. This ensures you'll receive quality machined components, custom made parts and Australian Made quality. These services are available for your next special component requirement. Ask our technical staff for more details.

OKUMA LB3000

Bar Capacity 80
Length 1000
Turn Ø 410

DOOSAN P250

Bar Capacity 76
Length 648
Turn Ø 420

MITSEIKI SV1000

Table Size 1100x560
Max Load 650kg
Travel x860 y560 z600

DOOSAN VERTICAL

Turn Length 610
Turn Ø 490

DAEWOO P350

Bar Capacity 115
Length 1000
Turn Ø 550

DAEWOO 12LB

Bar Capacity 90
Length 1000
Turn Ø 480

DAEWOO P200

Bar Capacity 50
Bar Feed 50
Turn Length 400
Turn Ø 350

2 x HARTFORD HV-32

Vertical Machining Centres
Table Size 650 x 360
Max. Load 300kg
Travel x510 y400 z400

Other high end machining equipment:

Manual & auto brobo saws
Manual & auto band saws
5000kg overhead crane
Radial drill
Manual lathe 460 x 1500mm
Manual tuerret type milling machine



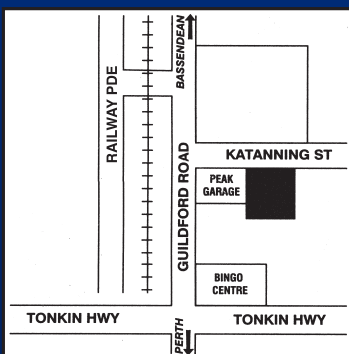
Bayswater • O'Connor • Wangara

www.trailerparts.net.au

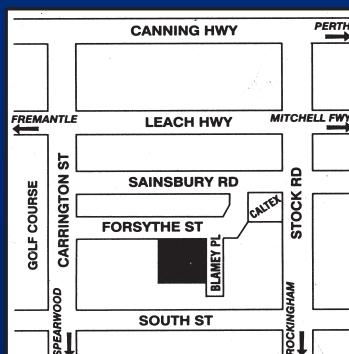
Online Catalogue

Massive range of parts in stock

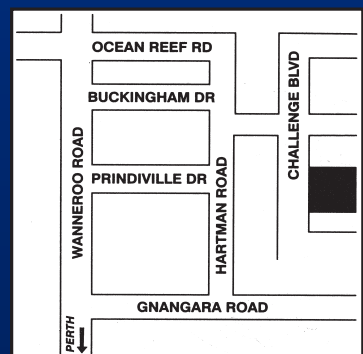
Visit our warehouse or order your parts and accessories online at www.trailerparts.net.au



Bayswater
4 Katanning Street,
Bayswater WA 6053
Ph 9279 5777
Fx 9377 1156
sales@trailerparts.net.au



O'Connor
81 Forsyth Street
O'Connor WA 6163
Ph 9314 2222
Fx 9337 1897
occonnor@trailerparts.net.au



Wangara
61 Challenge Boulevard
Wangara WA 6065
Ph 9302 2800
Fx 9302 2600
wangara@trailerparts.net.au

Website : www.trailerparts.net.au